

Benchmark

Benchmark	S&P 500 Gross
Benchmark Category	-
IA Sector	North America

Identification Codes

Sedol Code	B80QG61
Mex Code	DDHS24
Isin Code	GB00B80QG615
Citi Code	G19C

Fund Overview

Mid (12/02/2026)	1466.00p
Historic yield	0.94%
Fund size (30/11/2025)	£18888.76m
Number of holdings	588
Ongoing Charges	0.06%
Launch date	31/10/1988

Fund Charges

Entry Charge	0.00%
Ongoing Charges	0.06%

Fund Background

Valuation frequency	Daily
Valuation point	12:00
Fund type	OEIC
Launch price	£1.00
Fund currency	Pound Sterling
Fund domicile	United Kingdom
ISA allowable	Yes
SIPP allowable	Yes

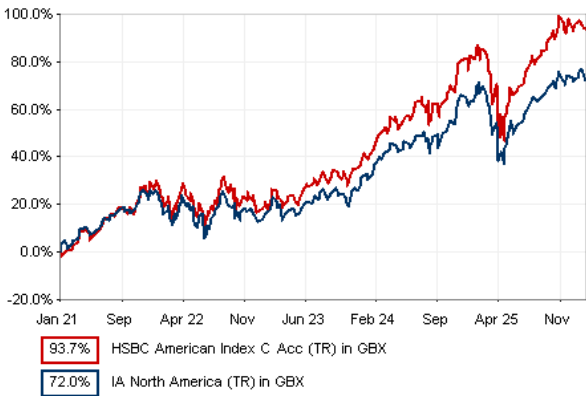
Dealing

Minimum Investment	£1000000
Minimum Top Up	£1000000
Minimum Regular Saving	-
Settlement Period: Buy	3 days
Settlement Period: Sell	3 days
Pricing Basis	Forward
Dealing Decimals	2

Aims

The Fund aims to track the performance of the S&P 500 Index (the "Index") before the deduction of charges and tax.

Performance




Discrete performance - to last month end

	31/01/21 to 31/01/22	31/01/22 to 31/01/23	31/01/23 to 31/01/24	31/01/24 to 31/01/25	31/01/25 to 31/01/26
Fund	20.8%	0.0%	20.7%	27.5%	4.3%
Sector	18.0%	-0.1%	14.4%	25.4%	1.7%
Rank	105/216	77/236	78/245	83/250	144/267
Quartile	2	2	2	2	3

Annualised performance

	3 Years to 31/01/26	5 Years to 31/01/26	10 Years to 31/01/26
Fund	17.1%	14.1%	15.9%
Sector	13.4%	11.5%	14.0%
Rank	84/245	48/216	16/143
Quartile	2	1	1

Fund Managers



Name: HSBC Index and Systematic Equity Portfolio Management Team  
Manager for: 9 years, 4 months

Group Details

Group name	HSBC Asset Management (Fund Services UK)
Group address	1st Floor 78 St James's Street London SW1A 1EJ
Group telephone	0800 181 890
Dealing telephone	0845 7456126
Email	adviser.services@hsbc.com
Homepage	www.assetmanagement.hsbc.com/uk
Fax number	020 7024 1989


Important Information

- Source of portfolio data: Broadridge. Source of performance data: FE fundinfo. We can't predict the future. Past performance isn't a guide to future performance. The figures shown are intended only to demonstrate performance history of the fund, after allowing for the impact of ongoing charges, but take no account of product charges. Ongoing charges may vary in the future and may be higher than they are now. Fund performance is based upon the movement of the daily price and is shown as total return in GBP with income reinvested. The value of your client's investment can go down as well as up and the amount your client gets back may be less than they put in.
- This factsheet is for investment professionals and is for information purposes only. Should you wish to present any of this content to your client, please refer to similar pages on pru.co.uk. You should refer to your client's policy documentation and supporting brochures for fund availability, investment strategy, any product information and charges. Every care has been taken in populating this output, however it must be appreciated that neither Broadridge, Prudential nor their sources guarantee the accuracy, adequacy or completeness of this information or make any warranties regarding results from its usage.

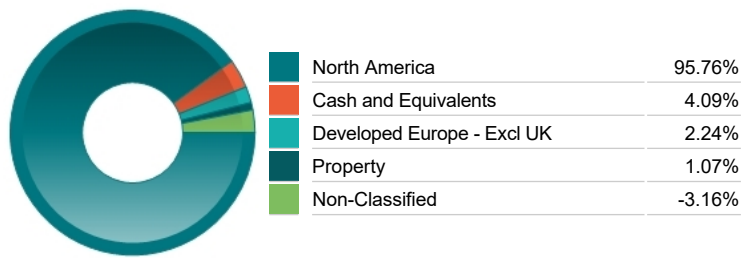
Top 10 Holdings

Name	% Weight	Sector	Country
1 NVIDIA CORPORATION	7.51%	Technology Hardware & Equipment	United States
2 APPLE	7.04%	Technology Hardware & Equipment	United States
3 MICROSOFT CORPORATION	6.17%	Software & Computer Services	United States
4 AMAZON.COM	3.80%	Retailers	United States
5 BROADCOM	3.19%	Technology Hardware & Equipment	United States
6 ALPHABET	3.18%	Software & Computer Services	United States
7 ALPHABET	2.55%	Software & Computer Services	United States
8 META PLATFORMS	2.35%	Software & Computer Services	United States
9 TESLA	2.04%	Automobiles & Parts	United States
10 BERKSHIRE HATHAWAY	1.60%	Investment Banking & Brokerage Services	United States

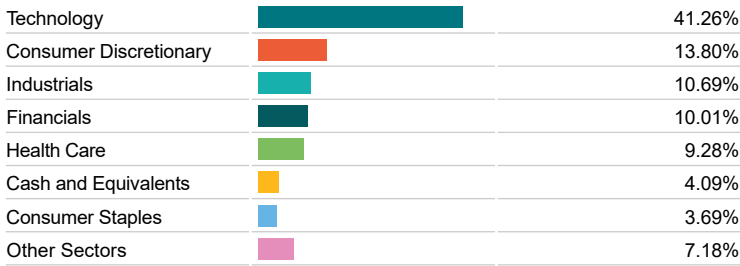
Asset Allocation



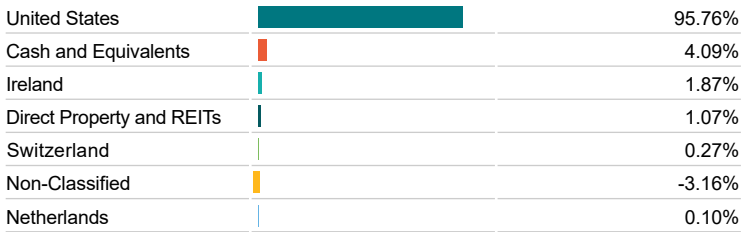
Regional Allocation



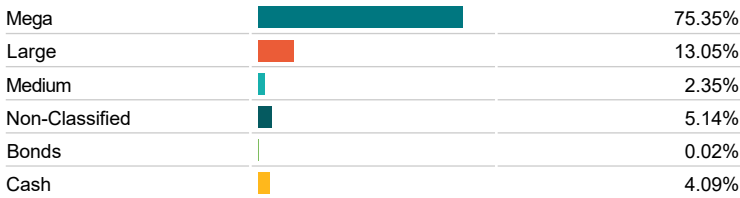
Equity Sector Breakdown



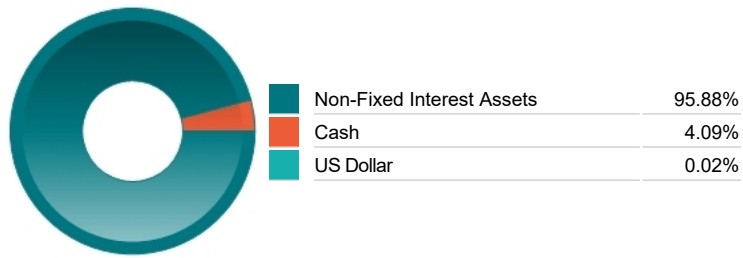
Top Country Breakdown



Breakdown By Market Cap (%)



Fixed Interest Currencies



Important Information

- The Industry Classification Benchmark is a product of FTSE International Limited and has been licensed for use.
- "Prudential" is a trading name of The Prudential Assurance Company Limited, which is registered in England and Wales. Registered office at 10 Fenchurch Avenue, London EC3M 5AG. Registered number 15454. Authorised by the Prudential Regulation Authority and regulated by the Financial Conduct Authority and the Prudential Regulation Authority.