

**Benchmark**

Benchmark	FTSE All Share (TR)
Sector	ABI UK Equity Income

**Identification Codes**

Sedol Code	B3BW8D4
Mex Code	PUSCHR
Isin Code	GB00B3BW8D49
Citi Code	D9G1

**Fund Overview**

Bid	n/a
Offer (05/08/2022)	275.40
Fund size (30/06/2022)	£12.72m
Underlying Fund size	£1819.64m
Number of holdings	41
Launch date	20/10/2008

**Fund Charges**

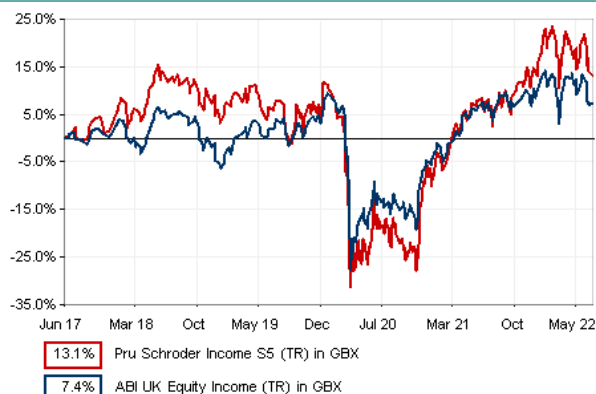
Annual Management Charge (AMC)	2.10%
Further Costs	0.15%
<b>Yearly Total</b>	<b>2.25%</b>

**Aims**

Objective: The investment strategy of the fund is to purchase units in the Schroder Income Fund - the underlying fund.

Underlying Fund Objective: The fund aims to provide income and capital growth in excess of the FTSE All Share (Gross Total Return) index (after fees have been deducted) over a three to five year period by investing in equity and equity related securities of UK companies.

**Performance**



**Discrete performance - to last month end**

	31/07/17 to 31/07/18	31/07/18 to 31/07/19	31/07/19 to 31/07/20	31/07/20 to 31/07/21	31/07/21 to 31/07/22
Fund	12.6%	-5.8%	-26.9%	34.7%	9.0%
Sector	5.8%	-1.5%	-19.2%	26.6%	3.4%
Rank	8/142	130/142	132/143	18/147	17/147
Quartile	1	4	4	1	1

**Annualised performance**

	3 Years to 31/07/22	5 Years to 31/07/22	10 Years to 31/07/22
Fund	2.4%	2.6%	6.8%
Sector	1.9%	2.0%	5.7%
Rank	75/143	71/142	27/121
Quartile	3	2	1

**Fund Managers**



Name: Nick Kirrage      Kevin Murphy  
 Manager of the underlying fund for: 12 years, 2 months      12 years, 2 months

**Ratings**

FE Crown




**Important Information**

- Some funds may invest in 'underlying' funds or other investment vehicles. The performance of our fund, compared to what it's invested in won't be exactly the same. That can be due to additional charges, cash management (needed to help people to enter and leave our fund when they want), tax and the timing of investments (this is known as a fund's dealing cycle, it varies between managers and can be several days).
- Source of portfolio data: Broadridge. Source of performance data: FE fundinfo. We can't predict the future. Past performance isn't a guide to future performance. The figures shown are intended only to demonstrate performance history of the fund, after allowing for the impact of fund charges and further costs, but take no account of product charges, or any Annual Management Charge paid for by the deduction of units. Charges and further costs may vary in the future and may be higher than they are now. Fund performance is based upon the movement of the daily price and is shown as total return in GBP with net income reinvested. The value of your client's investment can go down as well as up and the amount your client gets back may be less than they put in.
- This factsheet is for investment professionals and is for information purposes only. Should you wish to present any of this content to your client, please refer to similar pages on pru.co.uk. You should refer to your client's policy documentation and supporting brochures for fund availability, investment strategy, any product information and charges. Every care has been taken in populating this output, however it must be appreciated that neither Broadridge, Prudential nor their sources guarantee the accuracy, adequacy or completeness of this information or make any warranties regarding results from its usage.

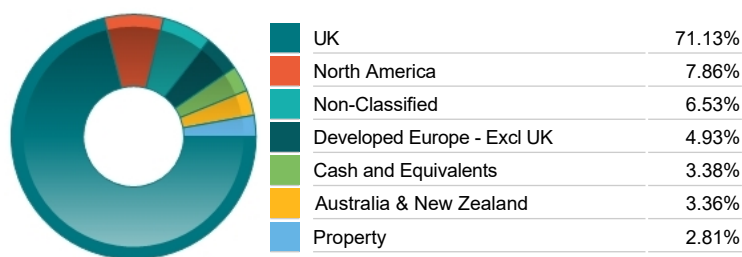
Top 10 Holdings

Name	% Weight	Sector	Country
1 IMPERIAL BRANDS	4.31%	Tobacco	United Kingdom
2 BP	3.88%	Non-Renewable Energy	United Kingdom
3 GSK	3.84%	Pharmaceuticals & Biotechnology	United Kingdom
4 SHELL	3.65%	Non-Renewable Energy	Non-Classified
5 ENI	3.55%	Non-Renewable Energy	Italy
6 HSBC HOLDINGS	3.54%	Banks	United Kingdom
7 STANDARD CHARTERED	3.43%	Banks	United Kingdom
8 CENTRICA	3.06%	Gas, Water & Multi-utilities	United Kingdom
9 PEARSON	3.04%	Media	United Kingdom
10 BARCLAYS	3.02%	Banks	United Kingdom

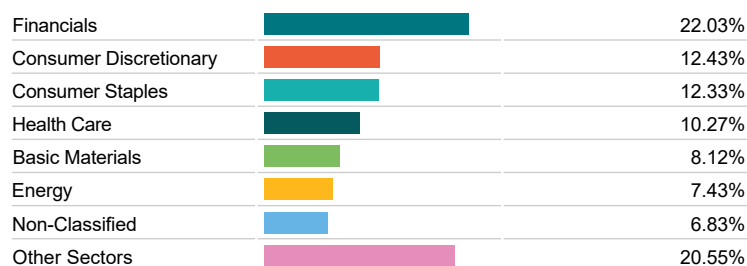
Asset Allocation



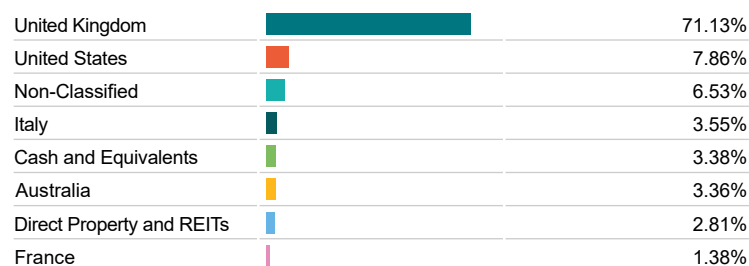
Regional Allocation



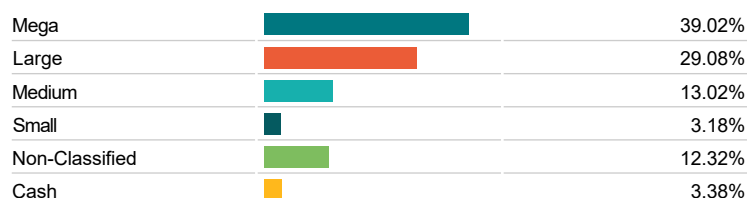
Equity Sector Breakdown



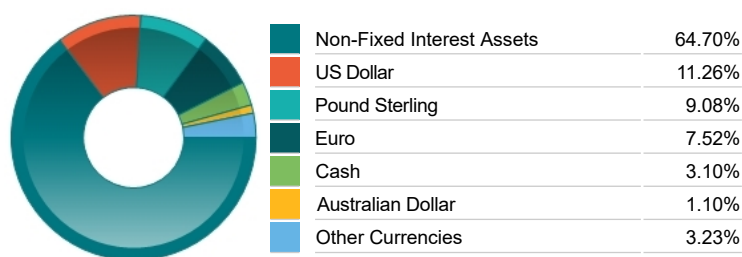
Top Country Breakdown



Breakdown By Market Cap (%)



Fixed Interest Currencies



Important Information

- The Industry Classification Benchmark is a product of FTSE International Limited and has been licensed for use.
- "Prudential" is a trading name of The Prudential Assurance Company Limited, which is registered in England and Wales. Registered office at 10 Fenchurch Avenue, London EC3M 5AG. Registered number 15454. Authorised by the Prudential Regulation Authority and regulated by the Financial Conduct Authority and the Prudential Regulation Authority.