

Benchmark

Benchmark	SONIA 1W
ABI Sector	Deposit & Treasury

Identification Codes

Sedol Code	0549194
Mex Code	MGDAP
Isin Code	GB0005491948
Citi Code	MG71

Fund Overview

Bid (10/04/2026)	798.20
Offer (10/04/2026)	838.20
Fund size (28/02/2026)	£3.97m
Number of holdings	4
Launch date	31/05/1979

Fund Charges

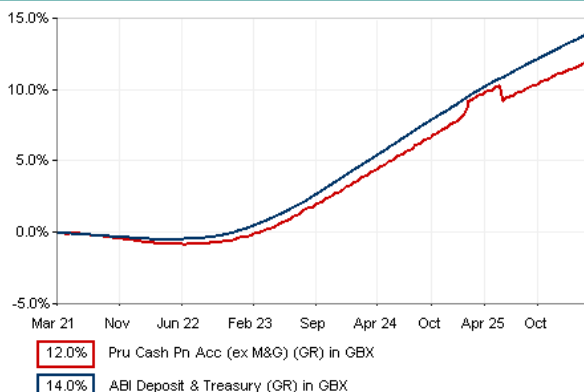
Annual Management Charge (AMC)	1.00%
Further Costs	0.00%
Yearly Total	1.00%

Aims

The investment strategy of the fund is to provide an investment return that is consistent with a high degree of security with short-term liquidity. The fund holds a mixture of deposits and short-term bonds and securities issued by banks, the UK Government, local authorities and leading UK companies.

Performance Objective: To perform in line with the benchmark before charges on a rolling three year basis.

Performance




Discrete performance - to last month end

	31/03/21 to 31/03/22	31/03/22 to 31/03/23	31/03/23 to 31/03/24	31/03/24 to 31/03/25	31/03/25 to 31/03/26
Fund	-0.8%	1.1%	4.1%	5.1%	2.1%
Sector	-0.5%	1.4%	4.4%	4.5%	3.4%
Rank	34/48	42/48	43/48	6/48	50/51
Quartile	3	4	4	1	4

Annualised performance

	Annualised		
	3 Years to 31/03/26	5 Years to 31/03/26	10 Years to 31/03/26
Fund	3.7%	2.3%	0.8%
Sector	4.1%	2.6%	1.2%
Rank	44/48	44/48	44/47
Quartile	4	4	4

Fund Managers



Name: M&G Cash and Currency Team

Ratings

FE Crown



Important Information

- If you take more money from the plan than the amount your investment has grown by, the value of your investment will be less than you've put in.
- Some funds may invest in 'underlying' funds or other investment vehicles. The performance of our fund, compared to what it's invested in won't be exactly the same. That can be due to additional charges, cash management (needed to help people to enter and leave our fund when they want), tax and the timing of investments (this is known as a fund's dealing cycle, it varies between managers and can be several days).
- Source of portfolio data: Broadridge. Source of performance data: FE fundinfo. We can't predict the future. Past performance isn't a guide to future performance. The figures shown are intended only to demonstrate performance history of the fund, after allowing for the impact of fund charges and further costs, but take no account of product charges, or any Annual Management Charge paid for by the deduction of units. Charges and further costs may vary in the future and may be higher than they are now. Fund performance is based upon the movement of the daily price and is shown as total return in GBP with gross income reinvested. The value of your client's investment can go down as well as up and the amount your client gets back may be less than they put in.
- This factsheet is for investment professionals and is for information purposes only. Should you wish to present any of this content to your client, please refer to similar pages on pru.co.uk. You should refer to your client's policy documentation and supporting brochures for fund availability, investment strategy, any product information and charges. Every care has been taken in populating this output, however it must be appreciated that neither Broadridge, Prudential nor their sources guarantee the accuracy, adequacy or completeness of this information or make any warranties regarding results from its usage.

Holdings

Name	% Weight	Sector	Country
1 Cash	39.51%	Cash and Equivalents	Cash and Equivalents
2 M+G INVESTMENT MANAGEMENT LTD	30.25%	Cash and Equivalents	Cash and Equivalents
3 M + G INVESTMENT MANAGEMENT LI	30.25%	Cash and Equivalents	Cash and Equivalents

Asset Allocation



Regional Allocation



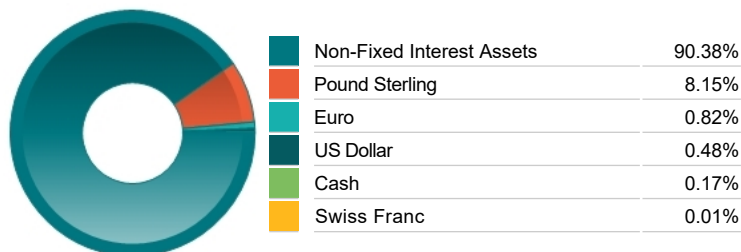
Equity Sector Breakdown



Top Country Breakdown



Fixed Interest Currencies



Important Information

- If you take more money from the plan than the amount your investment has grown by, the value of your investment will be less than you've put in.
- The Industry Classification Benchmark is a product of FTSE International Limited and has been licensed for use.
- "Prudential" is a trading name of The Prudential Assurance Company Limited, which is registered in England and Wales. Registered office at 10 Fenchurch Avenue, London EC3M 5AG. Registered number 15454. Authorised by the Prudential Regulation Authority and regulated by the Financial Conduct Authority and the Prudential Regulation Authority.