

Benchmark

Benchmark	No Benchmark for this fund
Benchmark Category	-
IA Sector	Mixed Investment 20-60% Shares

Identification Codes

Sedol Code	BYXJKP6
Mex Code	-
Isin Code	GB00BYXJKP60
Citi Code	MU6E

Fund Overview

Mid (07/04/2026)	123.86p
Historic yield	3.54%
Fund size (28/02/2026)	£19.40m
Number of holdings	12907
Ongoing Charges	0.50%
Launch date	23/11/2015

Fund Charges

Entry Charge	3.00%
Ongoing Charges	0.50%

Fund Background

Valuation frequency	Daily
Valuation point	07:00
Fund type	ICVC
Launch price	£1.00
Fund currency	Pound Sterling
Fund domicile	United Kingdom
ISA allowable	Yes
SIPP allowable	Yes

Dealing

Minimum Investment	£1000
Minimum Top Up	£500
Minimum Regular Saving	£100
Settlement Period: Buy	4 days
Settlement Period: Sell	4 days
Pricing Basis	Forward
Dealing Decimals	4

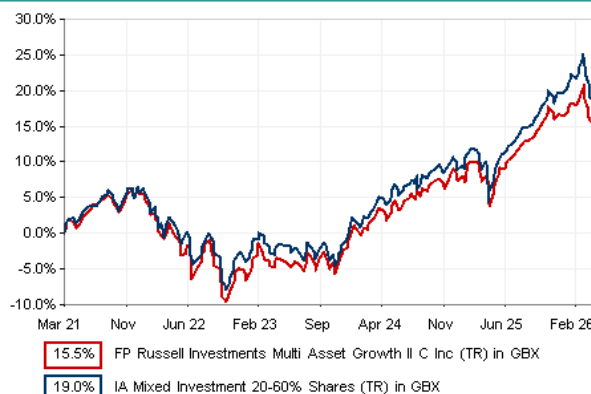
Distribution Dates

Ex dividend date(s)	Income payment date(s)
02 December	31 January

Aims

The Fund aims to generate a return in excess of inflation (Consumer Price Index) over the long term (5 to 6 years). Capital invested in the Fund is at risk and there is no guarantee that that the investment objective will be met over the 5 to 6 year investment period or in respect of any other period.

Performance



Discrete performance - to last month end

	31/03/21 to 31/03/22	31/03/22 to 31/03/23	31/03/23 to 31/03/24	31/03/24 to 31/03/25	31/03/25 to 31/03/26
Fund	1.5%	-5.4%	8.0%	3.8%	7.4%
Sector	2.7%	-4.8%	7.7%	3.7%	8.9%
Rank	130/164	107/169	82/176	92/189	141/196
Quartile	4	3	2	2	3

Annualised performance

	Annualised		
	3 Years to 31/03/26	5 Years to 31/03/26	10 Years to 31/03/26
Fund	6.4%	2.9%	4.0%
Sector	6.7%	3.5%	4.5%
Rank	115/176	117/164	83/115
Quartile	3	3	3

Fund Managers



Name: David Vickers
Manager for: 10 years, 4 months

Ratings

FE Crown



Group Details

Group name	FP Russell Investments Limited
Group address	IFDS House St Nicholas Lane Basildon Essex SS15 5FS
Group telephone	0845 002 0785
Dealing telephone	-
Email	-
Homepage	https://russellinvestments.com/uk/
Fax number	-

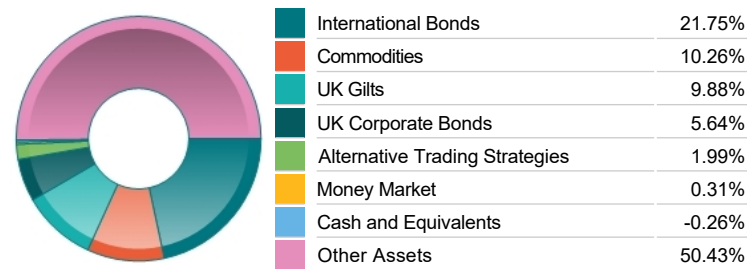
Important Information

- Source of portfolio data: Broadridge. Source of performance data: FE fundinfo. We can't predict the future. Past performance isn't a guide to future performance. The figures shown are intended only to demonstrate performance history of the fund, after allowing for the impact of ongoing charges, but take no account of product charges. Ongoing charges may vary in the future and may be higher than they are now. Fund performance is based upon the movement of the daily price and is shown as total return in GBP with income reinvested. The value of your client's investment can go down as well as up and the amount your client gets back may be less than they put in.
- This factsheet is for investment professionals and is for information purposes only. Should you wish to present any of this content to your client, please refer to similar pages on pru.co.uk. You should refer to your client's policy documentation and supporting brochures for fund availability, investment strategy, any product information and charges. Every care has been taken in populating this output, however it must be appreciated that neither Broadridge, Prudential nor their sources guarantee the accuracy, adequacy or completeness of this information or make any warranties regarding results from its usage.

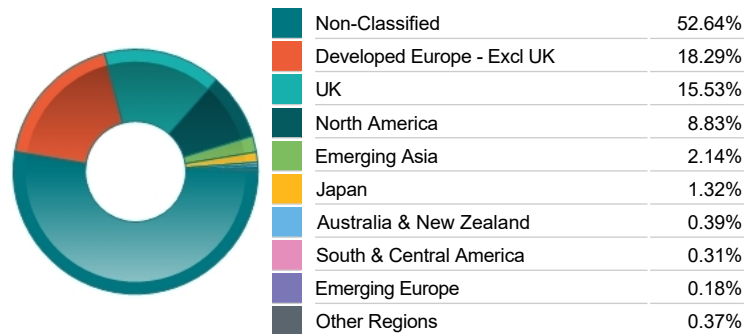
Top 10 Holdings

Name	% Weight	Sector	Country
1 British Pound Spot	1.39%	Non-Classified	Non-Classified
2 4¾% Treasury Gilt 2028	0.26%	Bonds	United Kingdom
3 4¾% Treasury Gilt 2030	0.25%	Bonds	United Kingdom
4 4¾% Treasury Gilt 2030	0.25%	Bonds	United Kingdom
5 4¼% Treasury Stock 2032	0.23%	Bonds	United Kingdom
6 1½% Treasury Gilt 2026	0.23%	Bonds	United Kingdom
7 1¼% Treasury Gilt 2027	0.23%	Bonds	United Kingdom
8 4½% Treasury Gilt 2035	0.22%	Bonds	United Kingdom
9 ¾% Treasury Gilt 2029	0.22%	Bonds	United Kingdom
10 4 1/2 Treasury 2034	0.22%	Bonds	United Kingdom

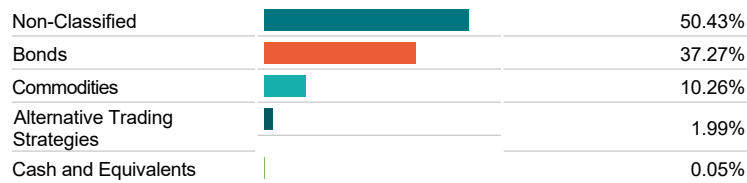
Asset Allocation



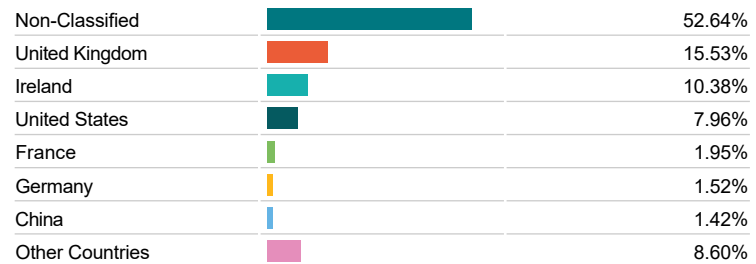
Regional Allocation



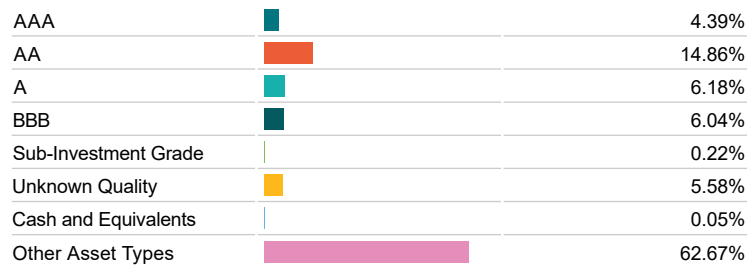
Bond Sector Breakdown



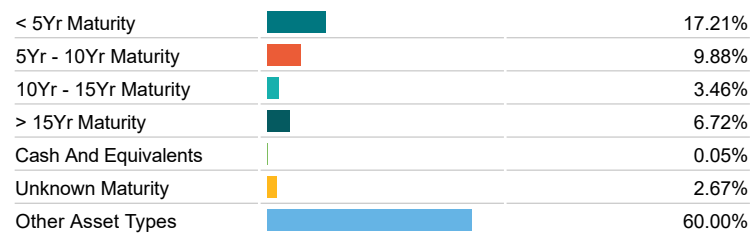
Top Country Breakdown



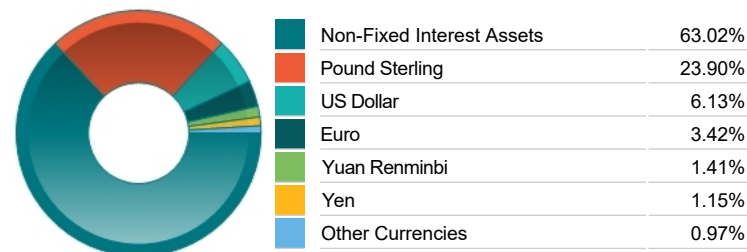
Fixed Interest Quality Profile



Fixed Interest Maturity Profile



Fixed Interest Currencies



Important Information

- The Industry Classification Benchmark is a product of FTSE International Limited and has been licensed for use.
- "Prudential" is a trading name of The Prudential Assurance Company Limited, which is registered in England and Wales. Registered office at 10 Fenchurch Avenue, London EC3M 5AG. Registered number 15454. Authorised by the Prudential Regulation Authority and regulated by the Financial Conduct Authority and the Prudential Regulation Authority.