

Benchmark

Benchmark	FTSE World Europe Ex UK
Benchmark Category	-
IA Sector	Europe Excluding UK

Identification Codes

Sedol Code	B60WTT9
Mex Code	RWSDFR
Isin Code	GB00B60WTT90
Citi Code	09QC

Fund Overview

Mid (07/08/2025)	532.51p
Historic yield	0.43%
Fund size (28/02/2025)	£189.83m
Number of holdings	37
Ongoing Charges	0.99%
Launch date	19/09/2011

Fund Charges

Entry Charge	0.00%
Ongoing Charges	0.99%

Fund Background

Valuation frequency	Daily
Valuation point	12:00
Fund type	Unit Trust
Launch price	£0.50
Fund currency	Pound Sterling
Fund domicile	United Kingdom
ISA allowable	Yes
SIPP allowable	Yes

Dealing

Minimum Investment	£5000000
Minimum Top Up	£50000
Minimum Regular Saving	-
Settlement Period: Buy	3 days
Settlement Period: Sell	3 days
Pricing Basis	Forward
Dealing Decimals	2

Distribution Dates

Ex dividend date(s)	Income payment date(s)
01 February	31 March

Aims

The Fund objective is to provide a return, net of fees, higher than that provided by the FTSE World Europe Ex UK Index over the long term (at least five years).

Performance




Discrete performance - to last month end

	31/07/20 to 31/07/21	31/07/21 to 31/07/22	31/07/22 to 31/07/23	31/07/23 to 31/07/24	31/07/24 to 31/07/25
Fund	22.0%	-16.7%	9.4%	3.5%	-0.6%
Sector	25.8%	-9.2%	14.4%	9.5%	10.2%
Rank	104/125	120/129	111/132	126/133	121/133
Quartile	4	4	4	4	4

Annualised performance

	3 Years to 31/07/25	5 Years to 31/07/25	10 Years to 31/07/25
Fund	4.0%	2.7%	4.7%
Sector	11.4%	9.6%	8.3%
Rank	121/132	119/125	98/100
Quartile	4	4	4

Fund Managers



Name:	Niall Gallagher	Christopher Sellers	Chris Legg
Manager for:	0 years, 2 months	0 years, 5 months	0 years, 5 months

Ratings

FE Crown



Group Details

Group name	Jupiter Unit Trust Managers Limited
Group address	The Zig Zag Building, 70 Victoria Street, London, SW1E 6SQ
Group telephone	020 3817 1063
Dealing telephone	0800 561 4000
Email	intermediary-sales-support@jupiteram.com
Homepage	www.jupiteram.com
Fax number	0800 561 4001


Important Information

- Source of portfolio data: Broadridge. Source of performance data: FE fundinfo. We can't predict the future. Past performance isn't a guide to future performance. The figures shown are intended only to demonstrate performance history of the fund, after allowing for the impact of ongoing charges, but take no account of product charges. Ongoing charges may vary in the future and may be higher than they are now. Fund performance is based upon the movement of the daily price and is shown as total return in GBP with income reinvested. The value of your client's investment can go down as well as up and the amount your client gets back may be less than they put in.
- This factsheet is for investment professionals and is for information purposes only. Should you wish to present any of this content to your client, please refer to similar pages on pru.co.uk. You should refer to your client's policy documentation and supporting brochures for fund availability, investment strategy, any product information and charges. Every care has been taken in populating this output, however it must be appreciated that neither Broadridge, Prudential nor their sources guarantee the accuracy, adequacy or completeness of this information or make any warranties regarding results from its usage.

Top 10 Holdings

Name	% Weight	Sector	Country
1 SAP SE	4.42%	Software & Computer Services	Germany
2 LINDE PUBLIC LIMITED COMPANY	4.34%	Chemicals	Ireland
3 FINECOBANK BANCA FINECO S.P.A.	3.83%	Banks	Italy
4 ZURICH INSURANCE GROUP AG	3.78%	Non-life Insurance	Switzerland
5 DEUTSCHE TELEKOM AG	3.69%	Telecommunications Service Providers	Germany
6 COMPAGNIE DE SAINT-GOBAIN	3.60%	Construction & Materials	France
7 NOVO NORDISK A/S	3.51%	Pharmaceuticals & Biotechnology	Denmark
8 INDUSTRIA DE DISENO TEXTIL SA	3.49%	Retailers	Spain
9 CRH	3.45%	Construction & Materials	Ireland
10 INFINEON TECHNOLOGIES AG	3.39%	Technology Hardware & Equipment	Germany

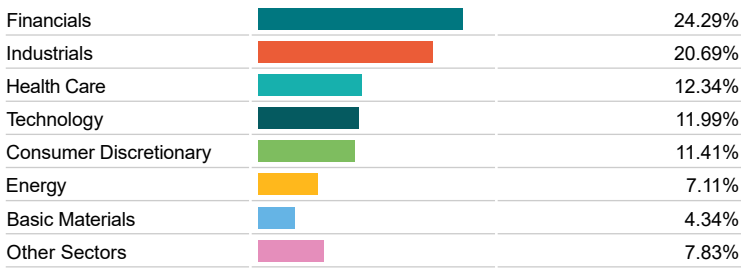
Asset Allocation



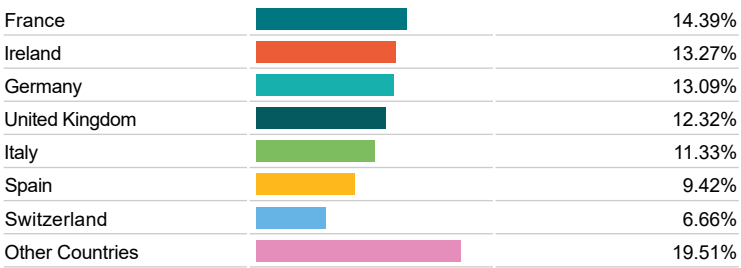
Regional Allocation



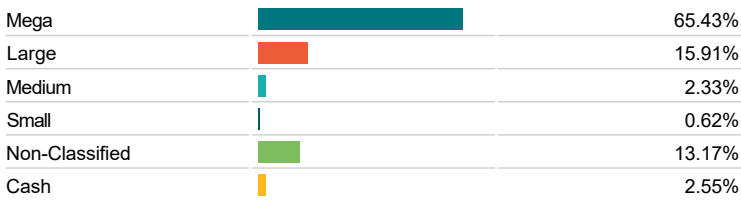
Equity Sector Breakdown



Top Country Breakdown



Breakdown By Market Cap (%)



Important Information

- The Industry Classification Benchmark is a product of FTSE International Limited and has been licensed for use.
- "Prudential" is a trading name of The Prudential Assurance Company Limited, which is registered in England and Wales. Registered office at 10 Fenchurch Avenue, London EC3M 5AG. Registered number 15454. Authorised by the Prudential Regulation Authority and regulated by the Financial Conduct Authority and the Prudential Regulation Authority.