

**Aims**

Objective: The investment strategy of the fund is to purchase units in the M&G PP Index-Linked Fund - the underlying fund.

Underlying Fund Objective: The fund invests mainly in UK Government index-linked gilts, typically with over five years to maturity. The fund is actively managed against its benchmark, the iBoxx UK Gilt Inflation-Linked Over 5 Year Index. The fund can also invest in corporate bonds, overseas government bonds and fixed interest gilts. Exposure to short-term exchange rate movements from any overseas holdings is mitigated by hedging.

Performance Objective: To outperform the benchmark by 0.75% a year (before charges) on a rolling three year basis.

**Benchmark**

Benchmark iBoxx UK Gilt Inflation-Linked Over 5 Year Index  
 ABI Sector UK Index-linked Gilts

**Identification Codes**

Sedol Code 0702339  
 Mex Code PUPML  
 Isin Code GB0007023392  
 Citi Code PS23

**Fund Overview**

Bid (07/01/2026) 5.38  
 Offer (07/01/2026) 5.66  
 Fund size (30/11/2025) £23.34m  
 Underlying Fund size £127.40m  
 Number of holdings 12  
 Launch date 02/07/1991

**Fund Charges**

Annual Management Charge (AMC) 0.75%  
 Further Costs 0.01%  
**Yearly Total 0.76%**

**Performance**



**Discrete performance - to latest available quarter end**

	31/12/20 to 31/12/21	31/12/21 to 31/12/22	31/12/22 to 31/12/23	31/12/23 to 31/12/24	31/12/24 to 31/12/25
Fund	5.2%	-38.3%	0.5%	-11.7%	1.1%
Benchmark	4.2%	-38.2%	1.0%	-11.0%	0.9%

**Performance - to latest available quarter end**

	Quarter	Annualised		
	4 2025	3 Years to 31/12/25	5 Years to 31/12/25	10 Years to 31/12/25
Fund	5.1%	-3.5%	-10.2%	-1.1%
Benchmark	4.2%	-3.2%	-10.2%	-0.9%

**Prudential Risk Rating**

**Medium Risk**

These funds may invest in multi-asset strategies with a higher weighting in equities (or with significant derivative use), while funds investing mainly in property, high yield or government bonds (such as UK Gilts) are also in this category.

These risk ratings have been developed by Prudential to help provide an indication of a fund's potential level of risk and reward based on the type of assets which may be held by the fund. Other companies may use different descriptions and as such these risk ratings should not be considered as generic across the fund management industry.

We regularly review our fund risk ratings, so they may change in the future. If, in our view, there is a material change in the fund's level of risk, for example due to a significant change to the assets held by the fund or in the way the fund is managed, we will provide information on the new risk rating. We recommend that you make sure you understand the risk rating of any fund before you invest.

**Fund Managers**



Name: Miles Tym  
 Manager of the underlying fund for: 13 years, 3 months

**Important Information**

- Because of changes in exchange rates the value of your investment, as well as any money you take from it, can go down as well as up.
- Some funds may invest in 'underlying' funds or other investment vehicles. The performance of our fund, compared to what it's invested in won't be exactly the same. That can be due to additional charges, cash management (needed to help people to enter and leave our fund when they want), tax and the timing of investments (this is known as a fund's dealing cycle, it varies between managers and can be several days).
- Source of portfolio data: Broadridge. Source of performance data: FE fundinfo. We can't predict the future. Past performance isn't a guide to future performance. The figures shown are intended only to demonstrate performance history of the fund, after allowing for the impact of fund charges and further costs, but take no account of any Annual Management Charge paid for by the deduction of units. Charges and further costs may vary in the future and may be higher than they are now. Fund performance is based upon the movement of the daily price and is shown as total return in GBP with gross income reinvested. The value of your client's investment can go down as well as up and the amount your client gets back may be less than they put in.
- This factsheet is intended for the advisers of occupational pension schemes using Prudential group pension contracts and Prudential grouped personal pensions and Stakeholder pension contracts. Its purpose is to provide an insight into how investment markets and funds have performed over the period and is provided for information only. You should refer to your client's scheme documentation (e.g. Fund Guide) for fund availability, investment strategy, any scheme information and charges. Every care has been taken in populating this output, however it must be appreciated that neither Broadridge, Prudential nor their sources guarantee the accuracy, adequacy or completeness of this information or make any warranties regarding results from its usage.

Top 10 Holdings

Name	% Weight	Sector	Country
1 5/8% Index-linked Treasury Gilt 2045	34.88%	Bonds	United Kingdom
2 1 1/4% Index-linked Treasury Gilt 2038	19.04%	Bonds	United Kingdom
3 3/8% Index-linked Treasury Gilt 2039	14.36%	Bonds	United Kingdom
4 1 1/4% Index-linked Treasury Gilt 2054	11.48%	Bonds	United Kingdom
5 5/8% Index-linked Treasury Gilt 2050	4.07%	Bonds	United Kingdom
6 1/8% I-L Treasury 2065	3.90%	Bonds	United Kingdom
7 1 1/8% Index-linked Treasury Gilt 2037	3.10%	Bonds	United Kingdom
8 1 1/4% Index-linked Treasury Gilt 2027	2.24%	Bonds	United Kingdom
9 1 1/8% Index-linked Treasury Gilt 2035	2.04%	Bonds	United Kingdom
10 1/8% Index-linked Treasury Gilt 2044	2.04%	Bonds	United Kingdom

Asset Allocation



Regional Allocation



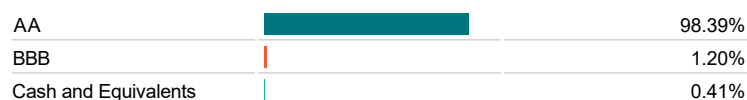
Bond Sector Breakdown



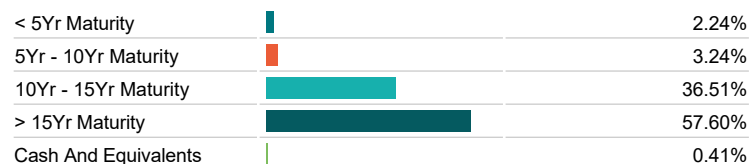
Top Country Breakdown




Fixed Interest Quality Profile



Fixed Interest Maturity Profile



Fixed Interest Currencies



Important Information

- Because of changes in exchange rates the value of your investment, as well as any money you take from it, can go down as well as up.
- The Industry Classification Benchmark is a product of FTSE International Limited and has been licensed for use.
- 'Prudential' is a trading name of Prudential Pensions Limited. Prudential Pensions Limited is registered in England and Wales. Registered office at 10 Fenchurch Avenue, London EC3M 5AG. Registered number 992726. Authorised by the Prudential Regulation Authority and regulated by the Financial Conduct Authority and the Prudential Regulation Authority.

## Commentary

Performance as at Q3 2025 - The portfolio's long-duration exposure was further reduced as yields declined. Given increased uncertainty ahead of the Autumn Budget, the manager considered it prudent to adopt a more defensive stance. This positioning, however, weighed on relative performance over the quarter.

The fund remains overweight in bonds with maturities of 15-20 years relative to shorter and longer tenors, while increasingly concentrating exposure toward the 15-year point on the curve. Activity in the Fund continued to focus on an active stock specific relative value approach. The manager continues to position in the Fund in anomalously cheap securities along the index-linked gilt yield curve.

Source: M&G

## Important Information

- Prudential' is a trading name of Prudential Pensions Limited. Prudential Pensions Limited is registered in England and Wales. Registered office at 10 Fenchurch Avenue, London EC3M 5AG. Registered number 992726. Authorised by the Prudential Regulation Authority and regulated by the Financial Conduct Authority and the Prudential Regulation Authority.