

Benchmark

Benchmark	MSCI AC World Index
Sector	OI Global Equities

Identification Codes

Sedol Code	B0MSSC9
Mex Code	SBMGGG
Isin Code	IE00B0MSSC97
Citi Code	TJ81

Fund Overview

Bid (05/08/2022)	4.96
Offer (05/08/2022)	5.22
Fund size (30/06/2022)	£14.22m
Underlying Fund size	£764.49m
Number of holdings	38
Launch date	28/10/2005

Fund Charges

Annual Management Charge (AMC)	1.35%
Further Costs	0.00%
Yearly Total	1.35%

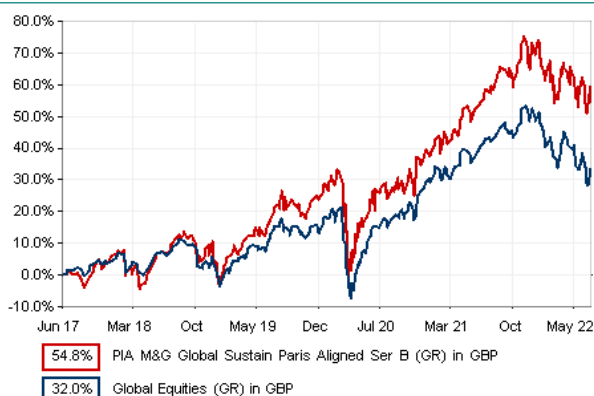
Aims

Objective: The investment strategy of the fund is to purchase units in the M&G Global Sustain Paris Aligned Fund - the underlying fund.

Underlying Fund Objective: The fund has two aims: • To provide a higher total return (capital growth plus income), net of the Ongoing Charge Figure, than that of the MSCI World Index over any five-year period; and • To invest in companies that contribute towards the Paris Agreement climate change goal.

At least 80% of the fund is invested directly in equity securities and equity-related securities of companies across any sector and market capitalisation that are domiciled in any country, including Emerging Markets. The fund has a concentrated portfolio and usually holds fewer than 40 companies. The fund invests in securities that meet the ESG Criteria and Sustainability Criteria. The following types of exclusions apply to the fund's direct investments: • Norms-based exclusions: investments that are assessed to be in breach of commonly accepted standards of behaviour related to human rights, labour rights, environment and anti-corruption. • Sector-based and/or values-based exclusions: investments and/or sectors exposed to business activities that are assessed to be damaging to human health, societal wellbeing, the environment, or otherwise assessed to be misaligned with the fund's sector-based and/or values-based criteria. • Other exclusions: investments assessed to be otherwise in conflict with the ESG Criteria and Sustainability Criteria. The fund may also invest in other transferable securities, money market instruments, cash and near cash for liquidity purposes, directly and via collective investment schemes (including funds managed by M&G). Derivatives may be used for Efficient Portfolio Management and hedging.

Performance



Discrete performance - to last month end

	31/07/17 to 31/07/18	31/07/18 to 31/07/19	31/07/19 to 31/07/20	31/07/20 to 31/07/21	31/07/21 to 31/07/22
Fund	10.0%	14.6%	-1.9%	28.4%	4.7%
Sector	8.5%	7.7%	-2.3%	24.5%	-3.4%
Rank	164/372	60/406	217/425	99/460	42/500
Quartile	2	1	3	1	1

Annualised performance

	Annualised		
	3 Years to 31/07/22	5 Years to 31/07/22	10 Years to 31/07/22
Fund	9.7%	10.7%	12.2%
Sector	5.5%	6.5%	9.2%
Rank	21/424	17/371	28/231
Quartile	1	1	1

Fund Managers



Name: John William Olsen
 Manager of the underlying fund for: 8 years, 1 months

Ratings

FE Crown



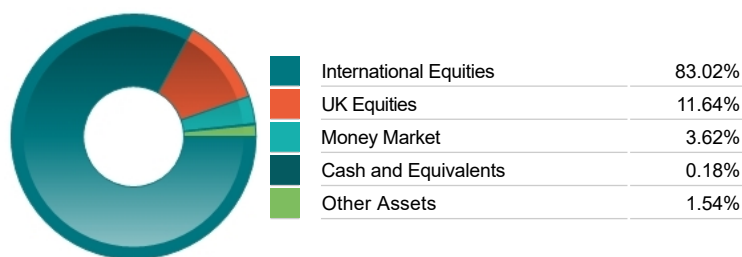
Important Information

- Because of changes in exchange rates the value of your investment, as well as any money you take from it, can go down as well as up.
- Some funds may invest in 'underlying' funds or other investment vehicles. The performance of our fund, compared to what it's invested in won't be exactly the same. That can be due to additional charges, cash management (needed to help people to enter and leave our fund when they want), tax and the timing of investments (this is known as a fund's dealing cycle, it varies between managers and can be several days).
- Source of portfolio data: Broadridge. Source of performance data: FE fundinfo. We can't predict the future. Past performance isn't a guide to future performance. The figures shown are intended only to demonstrate performance history of the fund, after allowing for the impact of fund charges and further costs, but take no account of product charges, or any Annual Management Charge paid for by the deduction of units. Charges and further costs may vary in the future and may be higher than they are now. Fund performance is based upon the movement of the daily price and is shown as total return in the fund's currency of denomination with gross income reinvested. The value of your client's investment can go down as well as up and the amount your client gets back may be less than they put in.
- This factsheet is for investment professionals and is for information purposes only. Should you wish to present any of this content to your client, please refer to similar pages on pru.co.uk. You should refer to your client's policy documentation and supporting brochures for fund availability, investment strategy, any product information and charges. Every care has been taken in populating this output, however it must be appreciated that neither Broadridge, Prudential nor their sources guarantee the accuracy, adequacy or completeness of this information or make any warranties regarding results from its usage.

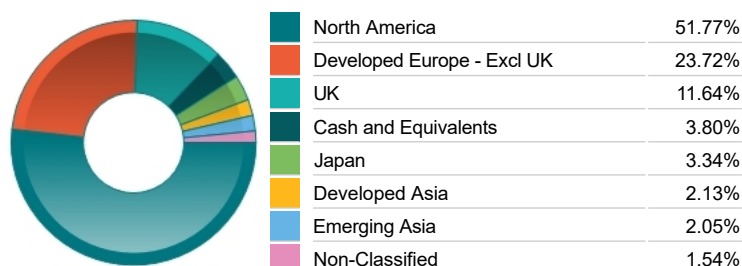
Top 10 Holdings

Name	% Weight	Sector	Country
1 UNITEDHEALTH GROUP INCORPORATED	7.68%	Health Care Providers	United States
2 MICROSOFT CORP	7.08%	Software & Computer Services	United States
3 NOVO NORDISK A/S	5.36%	Pharmaceuticals & Biotechnology	Denmark
4 ALPHABET INC	5.05%	Software & Computer Services	United States
5 WH SMITH	4.33%	Retailers	United Kingdom
6 BECTON DICKINSON AND COMPANY	3.90%	Medical Equipment & Services	United States
7 UNILEVER	3.82%	Personal Care, Drug & Grocery Stores	United Kingdom
8 SCHNEIDER ELECTRIC SE	3.81%	Electronic & Electrical Equipment	France
9 MANHATTAN ASSOCIATES INC	3.80%	Software & Computer Services	United States
10 VISA	3.65%	Industrial Support Services	United States

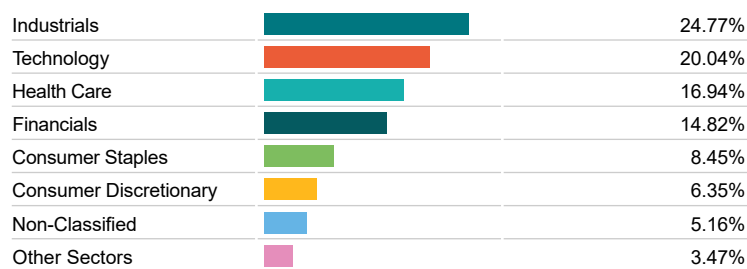
Asset Allocation



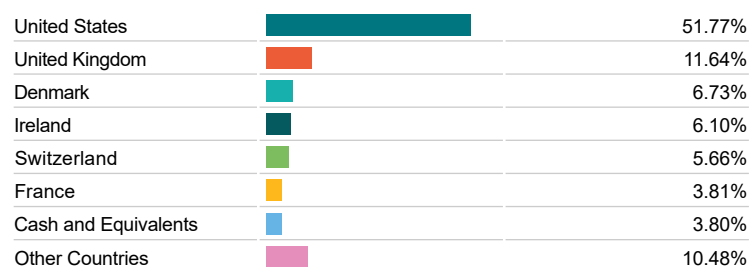
Regional Allocation



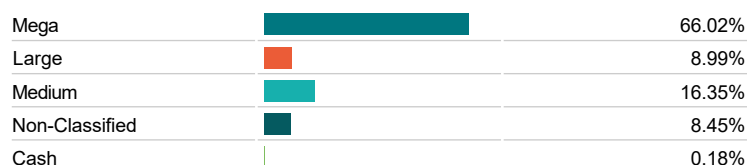
Equity Sector Breakdown



Top Country Breakdown



Breakdown By Market Cap (%)



Important Information

- Because of changes in exchange rates the value of your investment, as well as any money you take from it, can go down as well as up.
- The Industry Classification Benchmark is a product of FTSE International Limited and has been licensed for use.
- The registered office of Prudential International is in Ireland at Montague House, Adelaide Road, Dublin 2. Prudential International is a marketing name of Prudential International Assurance plc, a life assurance company operating from Ireland. Registration No. 209956. Prudential International Assurance plc is authorised and regulated by the Central Bank of Ireland and in the context of its UK regulated activities only, is deemed authorised by the Prudential Regulation Authority and subject to regulation by the Financial Conduct Authority and limited regulation by the Prudential Regulation Authority. Details of the Temporary Permissions Regime, which allows EEA-based firms to operate in the UK for a limited period while seeking full authorisation, are available on the Financial Conduct Authority's website. Prudential International is part of the same corporate group as The Prudential Assurance Company Limited. Both The Prudential Assurance Company Limited and Prudential International are direct and indirect subsidiaries respectively of M&G plc, a company incorporated in the United Kingdom. The Prudential Assurance Company Limited is not affiliated in any manner with Prudential Financial, Inc, a company whose principal place of business is in the United States of America or Prudential plc, an international group incorporated in the United Kingdom.