

Benchmark

Benchmark	FTSE 350 Total Return Index Gross
Benchmark Category	-
IA Sector	UK Equity Income

Identification Codes

Sedol Code	BRXFYN1
Mex Code	-
Isin Code	GB00BRXFYN10
Citi Code	BDJ9C

Fund Overview

Mid (23/12/2025)	£1.44
Historic yield	3.91%
Fund size (30/11/2025)	£216.68m
Number of holdings	55
Ongoing Charges	0.86%
Launch date	20/02/2009

Fund Charges

Entry Charge	0.00%
Ongoing Charges	0.86%

Fund Background

Valuation frequency	Daily
Valuation point	12:00
Fund type	Unit Trust
Launch price	£1.00
Fund currency	Pound Sterling
Fund domicile	United Kingdom
ISA allowable	Yes
SIPP allowable	Yes

Dealing

Minimum Investment	-
Minimum Top Up	-
Minimum Regular Saving	-
Settlement Period: Buy	2 days
Settlement Period: Sell	2 days
Pricing Basis	Forward
Dealing Decimals	3

Distribution Dates

Ex dividend date(s)	Income payment date(s)
01 January	28 February
01 April	30 May
01 July	29 August
01 October	28 November

Aims

The fund aims to produce a higher than average yield, long term growth of income & capital. Investment is made generally in Blue Chip UK equities which, in the Manager's opinion, show above average, management quality and growth.

Performance



Discrete performance - to last month end

	30/11/20 to 30/11/21	30/11/21 to 30/11/22	30/11/22 to 30/11/23	30/11/23 to 30/11/24	30/11/24 to 30/11/25
Fund	n/a	n/a	n/a	n/a	16.7%
Sector	17.1%	3.5%	1.5%	15.4%	15.1%
Rank	n/a	n/a	n/a	n/a	32/65
Quartile	n/a	n/a	n/a	n/a	2

Annualised performance

		Annualised		
		3 Years to 30/11/25	5 Years to 30/11/25	10 Years to 30/11/25
Fund	n/a	n/a	n/a	n/a
Sector	10.5%	10.3%	6.2%	
Rank	n/a	n/a	n/a	n/a
Quartile	n/a	n/a	n/a	n/a

Fund Managers



Name: Dan Harlow Jamie Forbes-Wilson
Manager for: 1 years, 11 months 1 years, 11 months

Ratings

FE Crown



Group Details

Group name	AXA Investment Managers UK Limited
Group address	Broker Services Team AXA Investment Managers 7 Newgate Street London EC1A 7NX
Group telephone	020 7003 1234
Dealing telephone	0207 0031234
Email	broker.services@axa-im.com
Homepage	www.axa-im.com
Fax number	020 7003 2313

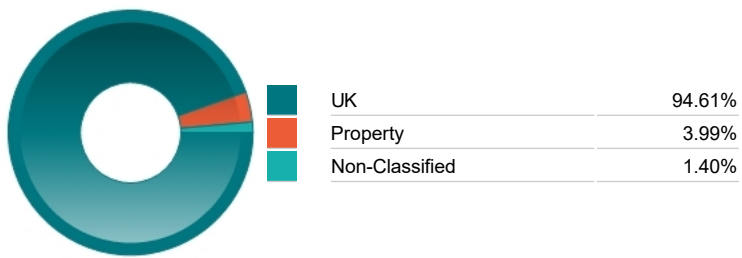
Top 10 Holdings

Name	% Weight	Sector	Country
1 HSBC HOLDINGS	6.42%	Banks	United Kingdom
2 ASTRAZENECA	4.26%	Pharmaceuticals & Biotechnology	United Kingdom
3 RIO TINTO	3.92%	Industrial Metals & Mining	United Kingdom
4 SHELL	3.85%	Non-Renewable Energy	United Kingdom
5 GSK	3.72%	Pharmaceuticals & Biotechnology	United Kingdom
6 PHOENIX GROUP HOLDINGS	3.53%	Life Insurance	United Kingdom
7 BP P.L.C.	3.25%	Non-Renewable Energy	United Kingdom
8 NATIONAL GRID	3.17%	Gas, Water & Multi-utilities	United Kingdom
9 Unilever	3.15%	Non-Classified	United Kingdom
10 ROYAL BANK OF SCOTLAND GROUP	2.92%	Banks	United Kingdom

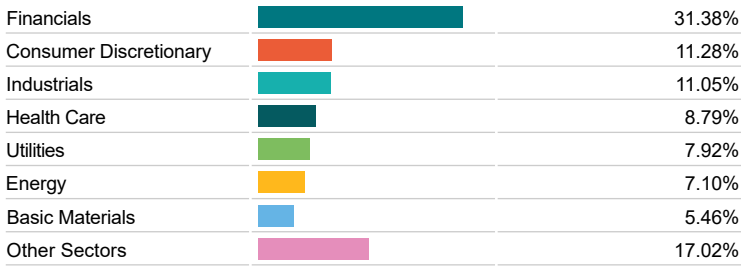
Asset Allocation



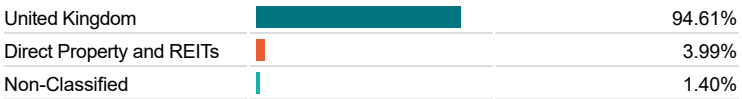
Regional Allocation



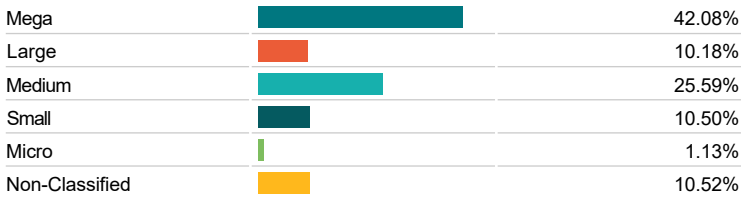
Equity Sector Breakdown



Top Country Breakdown



Breakdown By Market Cap (%)



Fixed Interest Currencies



Important Information

- The Industry Classification Benchmark is a product of FTSE International Limited and has been licensed for use.
- "Prudential" is a trading name of The Prudential Assurance Company Limited, which is registered in England and Wales. Registered office at 10 Fenchurch Avenue, London EC3M 5AG. Registered number 15454. Authorised by the Prudential Regulation Authority and regulated by the Financial Conduct Authority and the Prudential Regulation Authority.