

## Benchmark

Benchmark	IA Flexible Investment sector Average
Sector	OI Flexible Investment

## Identification Codes

Sedol Code	B00HWR1
Mex Code	SBIPMB
Isin Code	IE00B00HWR11
Citi Code	QV65

## Fund Overview

Bid (05/08/2022)	4.49
Offer (05/08/2022)	4.73
Fund size (30/06/2022)	£42.26m
Underlying Fund size	£601.52m
Number of holdings	2991
Launch date	05/04/2002

## Fund Charges

Annual Management Charge (AMC)	1.45%
Further Costs	0.33%
<b>Yearly Total</b>	<b>1.78%</b>

## Aims

Objective: The investment strategy of the fund is to purchase units in the Invesco Managed Growth Fund - the underlying fund.

Underlying Fund Objective: The fund aims to achieve long-term (5 years plus) capital growth. The fund invests at least 80% of its assets in collective investment schemes (including funds managed by the Invesco group) which invest in a broad range of assets including shares or other equity related securities and corporate and government debt securities (including investment grade, non-investment grade and unrated). In pursuing the fund's investment objective, the fund manager may consider it appropriate to also invest in other transferable securities (including shares of companies), money market instruments, other collective investment schemes (including funds managed by the Invesco group), deposits and cash. The fund may use derivatives for efficient portfolio management purposes only, to reduce risk, reduce costs and/or generate additional capital or income. The fund invests in collective investment schemes which may use derivatives for investment purposes and/or for efficient portfolio management.

## Performance




## Discrete performance - to last month end

	31/07/17 to 31/07/18	31/07/18 to 31/07/19	31/07/19 to 31/07/20	31/07/20 to 31/07/21	31/07/21 to 31/07/22
Fund	3.7%	-1.7%	-11.1%	21.6%	-0.4%
Sector	4.1%	6.6%	-2.9%	12.4%	-1.7%
Rank	53/83	116/116	125/126	32/136	83/149
Quartile	3	4	4	1	3

## Annualised performance

	Annualised		
	3 Years to 31/07/22	5 Years to 31/07/22	10 Years to 31/07/22
Fund	2.5%	1.9%	7.8%
Sector	2.4%	3.5%	5.8%
Rank	67/126	63/83	20/53
Quartile	3	4	2

## Fund Managers



Name: Invesco Multi Asset Team  
 Manager of the underlying fund for: 2 years, 7 months

## Ratings

FE Crown



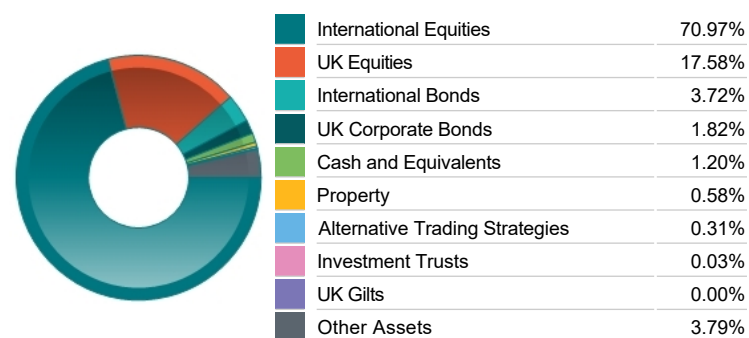
## Important Information

- Because of changes in exchange rates the value of your investment, as well as any money you take from it, can go down as well as up.
- Some funds may invest in 'underlying' funds or other investment vehicles. The performance of our fund, compared to what it's invested in won't be exactly the same. That can be due to additional charges, cash management (needed to help people to enter and leave our fund when they want), tax and the timing of investments (this is known as a fund's dealing cycle, it varies between managers and can be several days).
- Source of portfolio data: Broadridge. Source of performance data: FE fundinfo. We can't predict the future. Past performance isn't a guide to future performance. The figures shown are intended only to demonstrate performance history of the fund, after allowing for the impact of fund charges and further costs, but take no account of product charges, or any Annual Management Charge paid for by the deduction of units. Charges and further costs may vary in the future and may be higher than they are now. Fund performance is based upon the movement of the daily price and is shown as total return in the fund's currency of denomination with gross income reinvested. The value of your client's investment can go down as well as up and the amount your client gets back may be less than they put in.
- This factsheet is for investment professionals and is for information purposes only. Should you wish to present any of this content to your client, please refer to similar pages on pru.co.uk. You should refer to your client's policy documentation and supporting brochures for fund availability, investment strategy, any product information and charges. Every care has been taken in populating this output, however it must be appreciated that neither Broadridge, Prudential nor their sources guarantee the accuracy, adequacy or completeness of this information or make any warranties regarding results from its usage.

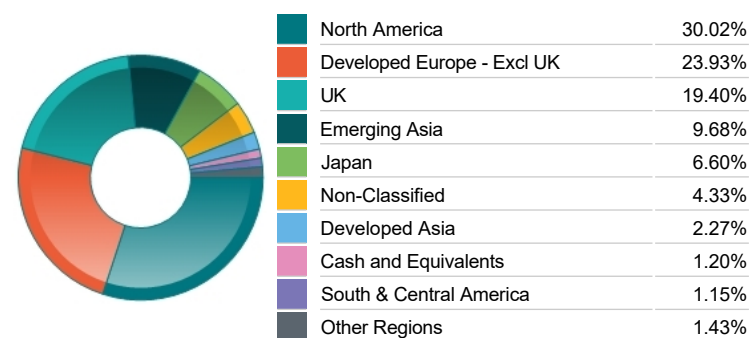
Top 10 Holdings

Name	% Weight	Sector	Country
1 APPLE INC	1.72%	Technology Hardware & Equipment	United States
2 MICROSOFT CORP	1.70%	Software & Computer Services	United States
3 SANOFI	1.08%	Pharmaceuticals & Biotechnology	France
4 BP	1.04%	Non-Renewable Energy	United Kingdom
5 TOTAL SE	0.97%	Non-Renewable Energy	France
6 AMAZON.COM	0.93%	Retailers	United States
7 ASTRAZENECA	0.92%	Pharmaceuticals & Biotechnology	United Kingdom
8 DEUTSCHE TELEKOM AG	0.81%	Telecommunications Service Providers	Germany
9 TAIWAN SEMICONDUCTOR MANUFACTURING CO.	0.79%	Technology Hardware & Equipment	Taiwan
10 ROCHE HLDG AG	0.77%	Pharmaceuticals & Biotechnology	Switzerland

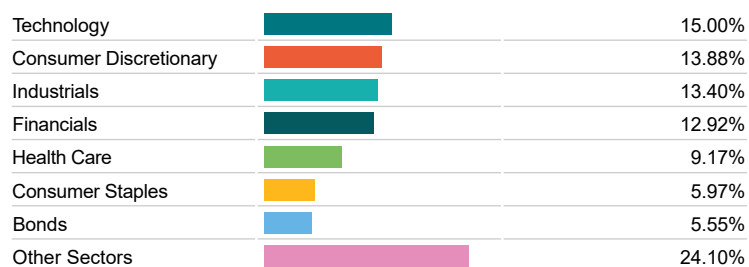
Asset Allocation



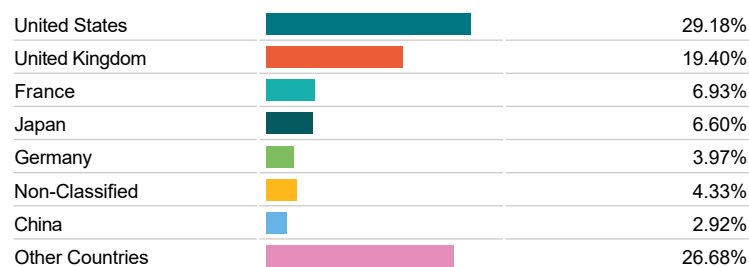
Regional Allocation



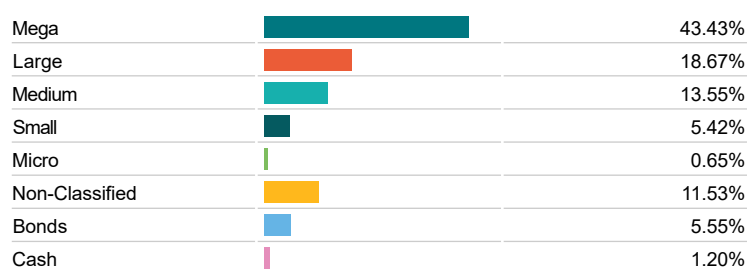
Equity Sector Breakdown



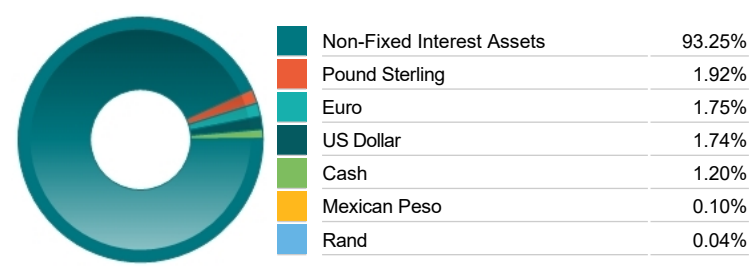
Top Country Breakdown



Breakdown By Market Cap (%)



Fixed Interest Currencies



Important Information

- Because of changes in exchange rates the value of your investment, as well as any money you take from it, can go down as well as up.
- The Industry Classification Benchmark is a product of FTSE International Limited and has been licensed for use.
- The registered office of Prudential International is in Ireland at Montague House, Adelaide Road, Dublin 2. Prudential International is a marketing name of Prudential International Assurance plc, a life assurance company operating from Ireland. Registration No. 209956. Prudential International Assurance plc is authorised and regulated by the Central Bank of Ireland and in the context of its UK regulated activities only, is deemed authorised by the Prudential Regulation Authority and subject to regulation by the Financial Conduct Authority and limited regulation by the Prudential Regulation Authority. Details of the Temporary Permissions Regime, which allows EEA-based firms to operate in the UK for a limited period while seeking full authorisation, are available on the Financial Conduct Authority's website. Prudential International is part of the same corporate group as The Prudential Assurance Company Limited. Both The Prudential Assurance Company Limited and Prudential International are direct and indirect subsidiaries respectively of M&G plc, a company incorporated in the United Kingdom. The Prudential Assurance Company Limited is not affiliated in any manner with Prudential Financial, Inc, a company whose principal place of business is in the United States of America or Prudential plc, an international group incorporated in the United Kingdom.