

### Benchmark

Benchmark	Deutsche Numis UK Smaller Companies (-InvTrust) TR
Benchmark Category	-
IA Sector	UK Smaller Companies

### Identification Codes

Sedol Code	B2PLJL5
Mex Code	PKSMLR
Isin Code	GB00B2PLJL57
Citi Code	KVH2

### Fund Overview

Mid (02/04/2026)	2210.44p
Historic yield	2.18%
Fund size (30/11/2025)	£557.41m
Number of holdings	74
Ongoing Charges	0.86%
Launch date	01/09/2010

### Fund Charges

Entry Charge	0.00%
Ongoing Charges	0.86%

### Fund Background

Valuation frequency	Daily
Valuation point	12:00
Fund type	Unit Trust
Launch price	100.00p
Fund currency	Pound Sterling
Fund domicile	United Kingdom
ISA allowable	Yes
SIPP allowable	Yes

### Dealing

Minimum Investment	£10000
Minimum Top Up	£250
Minimum Regular Saving	-
Settlement Period: Buy	4 days
Settlement Period: Sell	4 days
Pricing Basis	Forward
Dealing Decimals	-

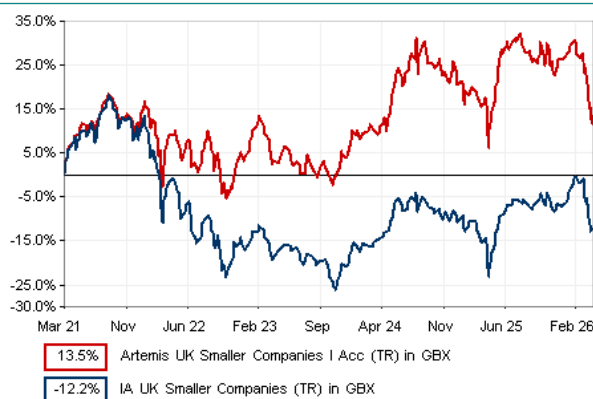
### Distribution Dates

Ex dividend date(s)	Income payment date(s)
02 January	29 February

### Aims

To grow capital over a five year period.

### Performance




### Discrete performance - to last month end

	31/03/21 to 31/03/22	31/03/22 to 31/03/23	31/03/23 to 31/03/24	31/03/24 to 31/03/25	31/03/25 to 31/03/26
Fund	9.1%	-5.7%	7.9%	3.6%	-1.4%
Sector	-1.7%	-16.6%	5.0%	-2.5%	4.7%
Rank	3/43	3/43	12/43	4/43	36/44
Quartile	1	1	2	1	4

### Annualised performance

	Annualised		
	3 Years to 31/03/26	5 Years to 31/03/26	10 Years to 31/03/26
Fund	3.3%	2.6%	6.0%
Sector	2.3%	-2.6%	4.7%
Rank	16/43	4/43	10/37
Quartile	2	1	1

### Fund Managers



Name: Mark Niznik William Tamworth  
 Manager for: 18 years, 5 months 10 years

### Ratings

FE Crown



### Group Details

Group name	Artemis Fund Managers Limited
Group address	Cassini House 57 St James's Street SW1A 1LD
Group telephone	0800 092 2051
Dealing telephone	0800 092 2090
Email	investorsupport@artemisfunds.com;
Homepage	www.artemisfunds.co.uk
Fax number	020 7399 6497

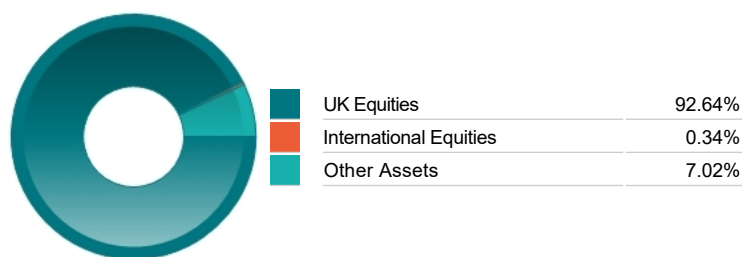
### Important Information

- Source of portfolio data: Broadridge. Source of performance data: FE fundinfo. We can't predict the future. Past performance isn't a guide to future performance. The figures shown are intended only to demonstrate performance history of the fund, after allowing for the impact of ongoing charges, but take no account of product charges. Ongoing charges may vary in the future and may be higher than they are now. Fund performance is based upon the movement of the daily price and is shown as total return in GBP with income reinvested. The value of your client's investment can go down as well as up and the amount your client gets back may be less than they put in.
- This factsheet is for investment professionals and is for information purposes only. Should you wish to present any of this content to your client, please refer to similar pages on pru.co.uk. You should refer to your client's policy documentation and supporting brochures for fund availability, investment strategy, any product information and charges. Every care has been taken in populating this output, however it must be appreciated that neither Broadridge, Prudential nor their sources guarantee the accuracy, adequacy or completeness of this information or make any warranties regarding results from its usage.

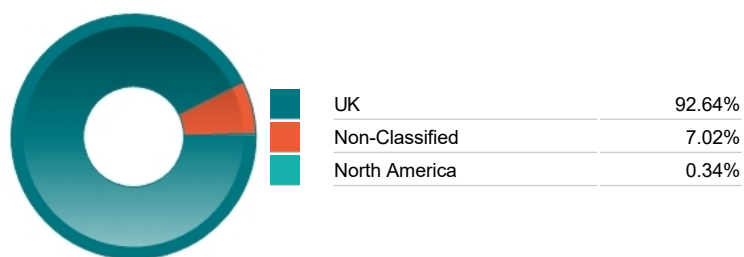
Top 10 Holdings

Name	% Weight	Sector	Country
1 GB GROUP	3.18%	Software & Computer Services	United Kingdom
2 MONY GROUP	2.68%	Software & Computer Services	Non-Classified
3 INTEGRAFIN HOLDINGS	2.58%	Investment Banking & Brokerage Services	United Kingdom
4 MOONPIG GROUP	2.58%	Retailers	United Kingdom
5 MEARS GROUP	2.48%	Industrial Support Services	United Kingdom
6 NCC GROUP	2.46%	Software & Computer Services	United Kingdom
7 SERCO GROUP	2.29%	Industrial Support Services	United Kingdom
8 GAMMA COMMUNICATIONS	2.23%	Telecommunications Service Providers	United Kingdom
9 COATS GROUP	2.21%	General Industrials	United Kingdom
10 WILMINGTON	2.11%	Media	United Kingdom

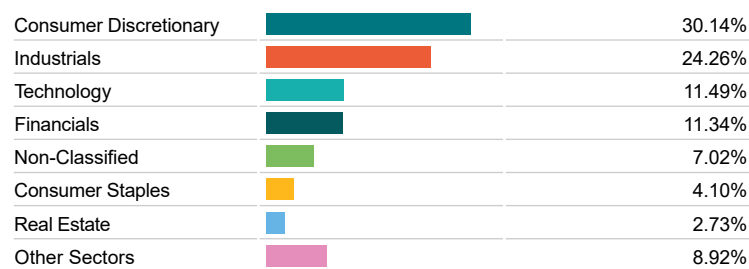
Asset Allocation




Regional Allocation



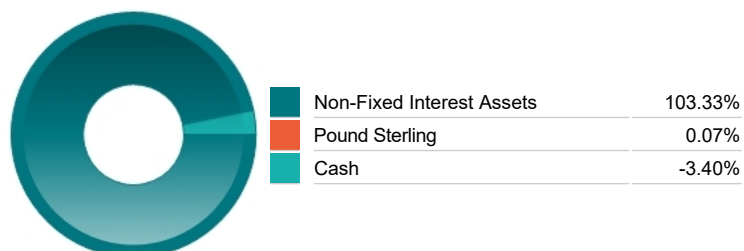
Equity Sector Breakdown



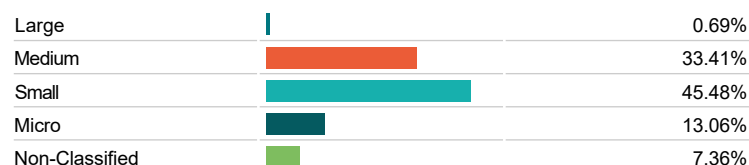
Top Country Breakdown



Fixed Interest Currencies



Breakdown By Market Cap (%)



Important Information

- The Industry Classification Benchmark is a product of FTSE International Limited and has been licensed for use.
- "Prudential" is a trading name of The Prudential Assurance Company Limited, which is registered in England and Wales. Registered office at 10 Fenchurch Avenue, London EC3M 5AG. Registered number 15454. Authorised by the Prudential Regulation Authority and regulated by the Financial Conduct Authority and the Prudential Regulation Authority.