

Benchmark

Benchmark	MSCI AC World NR
Sector	ABI Global Equities

Identification Codes

Sedol Code	B3BW027
Mex Code	PUAGLB
Isin Code	GB00B3BW0279
Citi Code	D9K4

Fund Overview

Bid (19/11/2021)	401.40
Offer (19/11/2021)	422.50
Fund size (31/10/2021)	£7.13m
Underlying Fund size	£516.02m
Number of holdings	122
Launch date	20/10/2008

Fund Charges

Annual Management Charge (AMC)	1.70%
Further Costs	0.00%
Yearly Total	1.70%

Aims

Objective: The investment strategy of the fund is to purchase units in the Artemis SmartGARP Global Equity Fund - the underlying fund.

Underlying Fund Objective: The fund aims to achieve long-term capital growth from a diversified portfolio investing in any economic sector in any part of the world. The Manager actively manages the portfolio in order to achieve the objective and will not be restricted in respect of choice of investments either by company size or industry, or in terms of the geographical split of the portfolio.

Performance

No data available! Please enter a valid code!

Fund Managers



Name:

Peter Saacke

Raheel Altaf

Manager of the underlying fund for: 20 years, 4 months2 years, 1 months

Ratings

FE Crown



Important Information

- Because of changes in exchange rates the value of your investment, as well as any money you take from it, can go down as well as up.
- Some funds may invest in ‘underlying’ funds or other investment vehicles. The performance of our fund, compared to what it’s invested in won’t be exactly the same. That can be due to additional charges, cash management (needed to help people to enter and leave our fund when they want), tax and the timing of investments (this is known as a fund’s dealing cycle, it varies between managers and can be several days).
- Source of portfolio data: Broadridge. Source of performance data: FE fundinfo. We can’t predict the future. Past performance isn’t a guide to future performance. The figures shown are intended only to demonstrate performance history of the fund, after allowing for the impact of fund charges and further costs, but take no account of product charges, or any Annual Management Charge paid for by the deduction of units. Charges and further costs may vary in the future and may be higher than they are now. Fund performance is based upon the movement of the daily price and is shown as total return in GBP with gross income reinvested. The value of your client’s investment can go down as well as up and the amount your client gets back may be less than they put in.
- This factsheet is for investment professionals and is for information purposes only. Should you wish to present any of this content to your client, please refer to similar pages on pru.co.uk. You should refer to your client’s policy documentation and supporting brochures for fund availability, investment strategy, any product information and charges. Every care has been taken in populating this output, however it must be appreciated that neither Broadridge, Prudential nor their sources guarantee the accuracy, adequacy or completeness of this information or make any warranties regarding results from its usage.

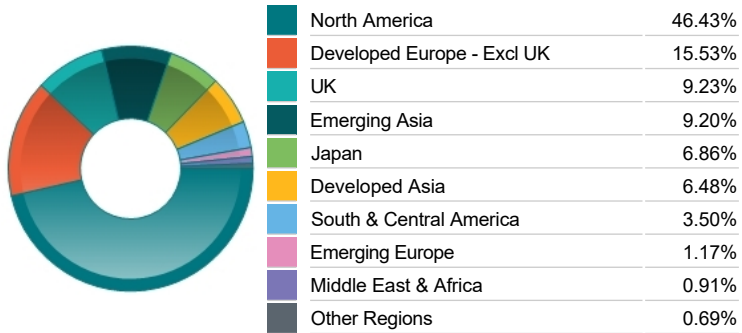
Top 10 Holdings

Name	% Weight	Sector	Country
1 MICROSOFT CORPORATION	3.56%	Software & Computer Services	United States
2 JPMORGAN CHASE & CO	2.00%	Banks	United States
3 META PLATFORMS	1.95%	Software & Computer Services	United States
4 BAE SYSTEMS	1.78%	Aerospace & Defence	United Kingdom
5 AMAZON.COM	1.74%	Retailers	United States
6 MERCK & CO INC(NEW)	1.65%	Pharmaceuticals & Biotechnology	United States
7 PICC PROPERTY AND CASUALTY COMPANY LIMITED	1.63%	Non-life Insurance	Hong Kong
8 HARTFORD FINANCIAL SERVICES GROUP INC. (THE)	1.51%	Non-life Insurance	United States
9 ITOCHU CORPORATION	1.50%	General Industrials	Japan
10 CENCORA INC	1.48%	Personal Care, Drug & Grocery Stores	United States

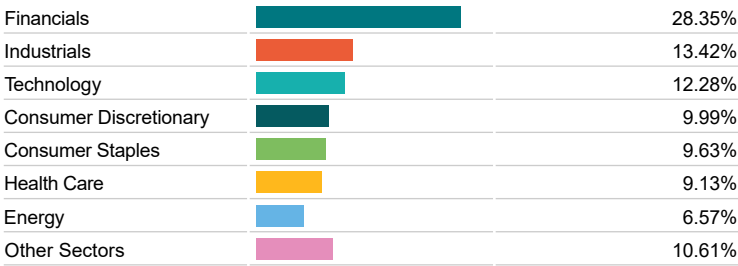
Asset Allocation



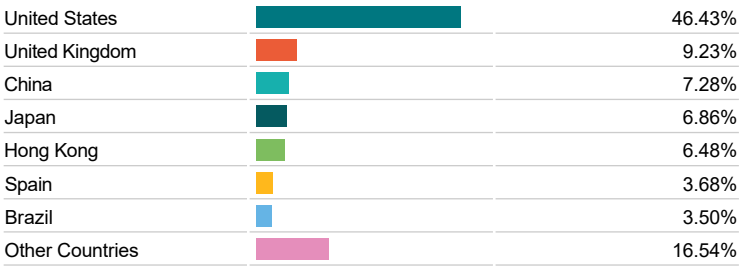
Regional Allocation



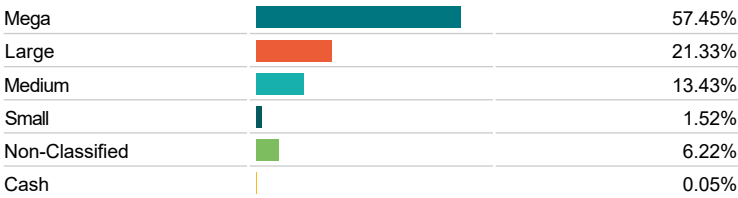
Equity Sector Breakdown



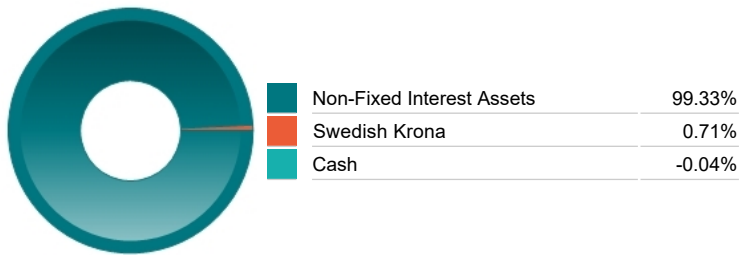
Top Country Breakdown



Breakdown By Market Cap (%)



Fixed Interest Currencies



Important Information

- Because of changes in exchange rates the value of your investment, as well as any money you take from it, can go down as well as up.
- The Industry Classification Benchmark is a product of FTSE International Limited and has been licensed for use.
- "Prudential" is a trading name of The Prudential Assurance Company Limited, which is registered in England and Wales. Registered office at 10 Fenchurch Avenue, London EC3M 5AG. Registered number 15454. Authorised by the Prudential Regulation Authority and regulated by the Financial Conduct Authority and the Prudential Regulation Authority.