

**Benchmark**

Benchmark	FTSE Global Core Infrastructure 50-50 Index
Benchmark Category	-
IA Sector	Global

**Identification Codes**

Sedol Code	B24HJL4
Mex Code	CFGLIB
Isin Code	GB00B24HJL45
Citi Code	A6X2

**Fund Overview**

Mid (02/04/2026)	475.06p
Historic yield	2.50%
Fund size (28/02/2026)	£1277.81m
Number of holdings	47
Ongoing Charges	0.80%
Launch date	08/10/2007

**Fund Charges**

Entry Charge	0.00%
Ongoing Charges	0.80%

**Fund Background**

Valuation frequency	Daily
Valuation point	12:00
Fund type	OEIC
Launch price	£1.00
Fund currency	Pound Sterling
Fund domicile	United Kingdom
ISA allowable	Yes
SIPP allowable	Yes

**Dealing**

Minimum Investment	£500000
Minimum Top Up	£50000
Minimum Regular Saving	-
Settlement Period: Buy	4 days
Settlement Period: Sell	4 days
Pricing Basis	Forward
Dealing Decimals	3

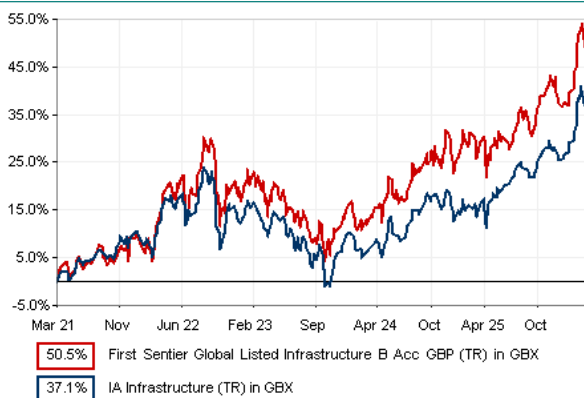
**Distribution Dates**

Ex dividend date(s)	Income payment date(s)
01 February	30 March
01 August	30 September

**Aims**

The Fund's objective is to deliver capital growth and inflation-protected income by investing in a globally diversified portfolio of listed infrastructure and infrastructure-related securities.

**Performance**



**Discrete performance - to last month end**

	31/03/21 to 31/03/22	31/03/22 to 31/03/23	31/03/23 to 31/03/24	31/03/24 to 31/03/25	31/03/25 to 31/03/26
Fund	18.3%	-0.3%	-1.5%	11.0%	16.8%
Sector	16.4%	-3.9%	-2.8%	7.3%	17.5%
Rank	10/28	4/30	20/34	13/36	21/37
Quartile	2	1	3	2	3

**Annualised performance**

	Annualised		
	3 Years to 31/03/26	5 Years to 31/03/26	10 Years to 31/03/26
Fund	8.5%	8.5%	8.6%
Sector	7.0%	6.5%	7.4%
Rank	17/34	11/28	6/10
Quartile	2	2	3

**Fund Managers**



Name: Andrew Greenup Peter Meany  
 Manager for: 18 years, 6 months 18 years, 6 months

**Ratings**

FE Crown



**Group Details**

Group name	First Sentier Investors (UK)
Group address	Finsbury Circus House 15 Finsbury Circus London EC2M 7EB
Group telephone	020 7332 6500
Dealing telephone	-
Email	-
Homepage	www.firstsentierinvestors.com
Fax number	-

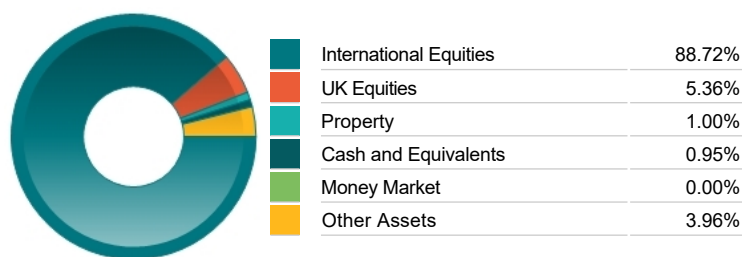
**Important Information**

- Source of portfolio data: Broadridge. Source of performance data: FE fundinfo. We can't predict the future. Past performance isn't a guide to future performance. The figures shown are intended only to demonstrate performance history of the fund, after allowing for the impact of ongoing charges, but take no account of product charges. Ongoing charges may vary in the future and may be higher than they are now. Fund performance is based upon the movement of the daily price and is shown as total return in GBP with income reinvested. The value of your client's investment can go down as well as up and the amount your client gets back may be less than they put in.
- This factsheet is for investment professionals and is for information purposes only. Should you wish to present any of this content to your client, please refer to similar pages on pru.co.uk. You should refer to your client's policy documentation and supporting brochures for fund availability, investment strategy, any product information and charges. Every care has been taken in populating this output, however it must be appreciated that neither Broadridge, Prudential nor their sources guarantee the accuracy, adequacy or completeness of this information or make any warranties regarding results from its usage.

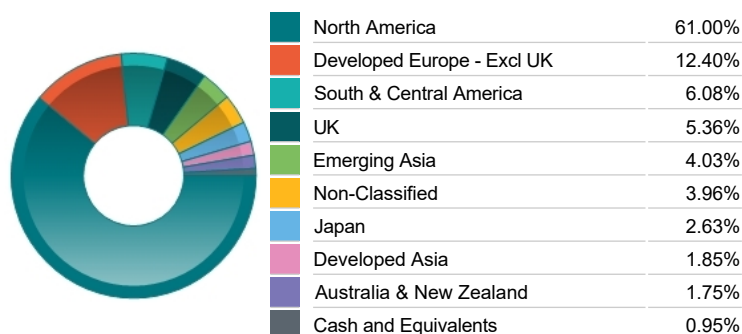
Top 10 Holdings

Name	% Weight	Sector	Country
1 UNION PACIFIC CORPORATION	4.74%	Industrial Transportation	United States
2 DUKE ENERGY CORPORATION	4.64%	Gas, Water & Multi-utilities	United States
3 AMERICAN ELECTRIC POWER COMPANY	4.44%	Electricity	United States
4 CSX CORPORATION	3.98%	Industrial Transportation	United States
5 TRANSURBAN GROUP	3.96%	Managed Funds	Non-Classified
6 NEXTERA ENERGY	3.85%	Electricity	United States
7 SBA COMMUNICATIONS CORPORATION	3.65%	Real Estate Investment Trusts	United States
8 NATIONAL GRID	3.61%	Gas, Water & Multi-utilities	United Kingdom
9 ONEOK	3.60%	Non-Renewable Energy	United States
10 XCEL ENERGY	3.51%	Electricity	United States

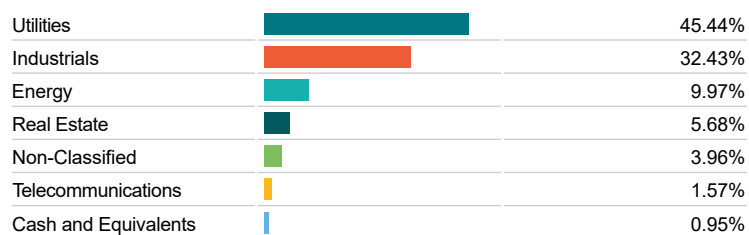
Asset Allocation



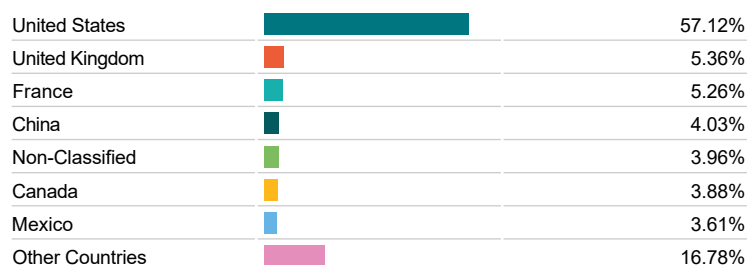
Regional Allocation



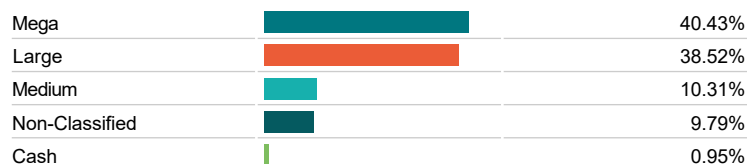
Equity Sector Breakdown



Top Country Breakdown



Breakdown By Market Cap (%)



Important Information

- The Industry Classification Benchmark is a product of FTSE International Limited and has been licensed for use.
- "Prudential" is a trading name of The Prudential Assurance Company Limited, which is registered in England and Wales. Registered office at 10 Fenchurch Avenue, London EC3M 5AG. Registered number 15454. Authorised by the Prudential Regulation Authority and regulated by the Financial Conduct Authority and the Prudential Regulation Authority.

## Commentary

The Fund invests in shares of companies that are involved in infrastructure around the world. The infrastructure sector includes utilities (e.g. water and electricity), highways and railways, airports services, marine ports and services, and oil and gas storage and transportation. The Fund does not invest directly in infrastructure assets.

## Important Information

- "Prudential" is a trading name of The Prudential Assurance Company Limited, which is registered in England and Wales. Registered office at 10 Fenchurch Avenue, London EC3M 5AG. Registered number 15454. Authorised by the Prudential Regulation Authority and regulated by the Financial Conduct Authority and the Prudential Regulation Authority.