

Benchmark

Benchmark	No Benchmark
Benchmark Category	-
IA Sector	Volatility Managed

Identification Codes

Sedol Code	BZ00WN1
Mex Code	-
Isin Code	GB00BZ00WN18
Citi Code	QCR9

Fund Overview

Mid (02/04/2026)	129.50p
Historic yield	3.79%
Fund size (27/02/2026)	£133.14m
Number of holdings	11293
Ongoing Charges	0.60%
Launch date	26/06/2019

Fund Charges

Entry Charge	5.00%
Ongoing Charges	0.60%

Fund Background

Valuation frequency	Daily
Valuation point	12:00
Fund type	OEIC
Launch price	£1.00
Fund currency	Pound Sterling
Fund domicile	United Kingdom
ISA allowable	Yes
SIPP allowable	Yes

Dealing

Minimum Investment	-
Minimum Top Up	-
Minimum Regular Saving	-
Settlement Period: Buy	-
Settlement Period: Sell	-
Pricing Basis	None
Dealing Decimals	-

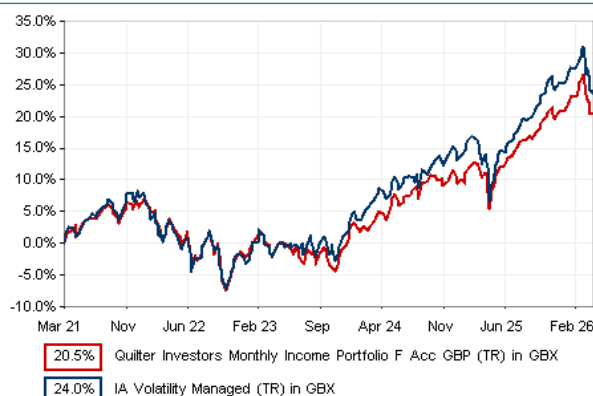
Distribution Dates

Ex dividend date(s)	Income payment date(s)
01 January	31 January
01 February	28 February
01 March	31 March
01 April	30 April
01 May	31 May
01 June	30 June
01 July	31 July
01 August	31 August
01 September	30 September
01 October	31 October
01 November	30 November
01 December	31 December

Aims

The fund aims to provide Income with the potential for some capital growth over a period of five years or more.

Performance



Discrete performance - to last month end

	31/03/21 to 31/03/22	31/03/22 to 31/03/23	31/03/23 to 31/03/24	31/03/24 to 31/03/25	31/03/25 to 31/03/26
Fund	3.9%	-4.6%	6.3%	5.0%	9.0%
Sector	4.0%	-4.6%	9.6%	3.5%	10.1%
Rank	95/186	98/189	176/205	36/208	133/213
Quartile	3	3	4	1	3

Annualised performance

	Annualised		
	3 Years to 31/03/26	5 Years to 31/03/26	10 Years to 31/03/26
Fund	6.8%	3.8%	n/a
Sector	7.7%	4.4%	5.5%
Rank	138/205	108/186	n/a
Quartile	3	3	n/a

Fund Managers



Name: CJ Cowan Helen Bradshaw
Manager for: 4 years, 11 months 6 years, 9 months

Ratings

FE Crown



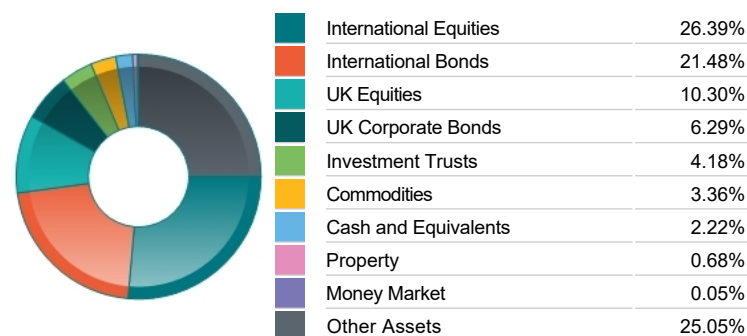
Group Details

Group name	Quilter Investors Funds Multi Asset (Onshore)
Group address	Quilter Investors Senator House, 85 Queen Victoria Street, London, EC4V 4AB
Group telephone	020 7332 7664
Dealing telephone	-
Email	-
Homepage	www.quilterinvestors.com
Fax number	-

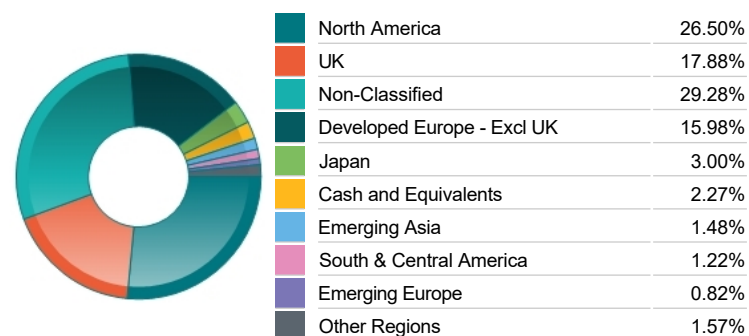
Top 10 Holdings

Name	% Weight	Sector	Country
1 PRE-MIT CORP BOND MO-C-INC	4.94%	Non-Classified	Non-Classified
2 Vanguard ETFs U.K. Gilt UCITS ETF (GBP) Distributing	3.98%	Bonds	United Kingdom
3 CVC Credit Partners Ltd CVC Income & Growth Limited Ord NPV GBP	1.28%	Non-Classified	Cash and Equivalents
4 NVIDIA CORPORATION	0.69%	Technology Hardware & Equipment	United States
5 APPLE	0.64%	Technology Hardware & Equipment	United States
6 ISHARES CORE FTSE 100 UCITS ET	0.60%	Non-Classified	Non-Classified
7 CITY OF LONDON INVESTMENT TR	0.60%	Non-Classified	Non-Classified
8 MICROSOFT CORPORATION	0.51%	Software & Computer Services	United States
9 Fair Oaks Capital Ltd Fair Oaks Income Limited Ordinary Shares	0.46%	Non-Classified	United Kingdom
10 HSBC HOLDINGS	0.38%	Banks	United Kingdom

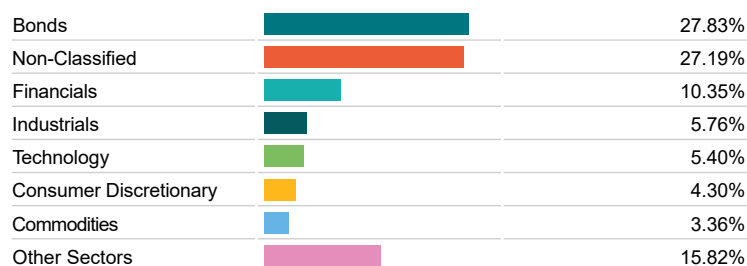
Asset Allocation



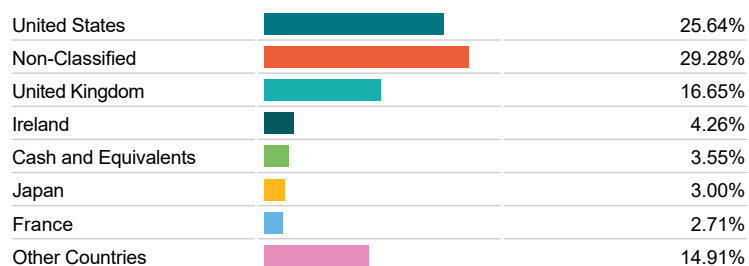
Regional Allocation



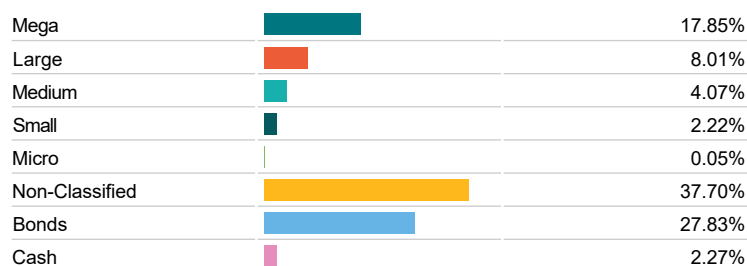
Bond Sector Breakdown



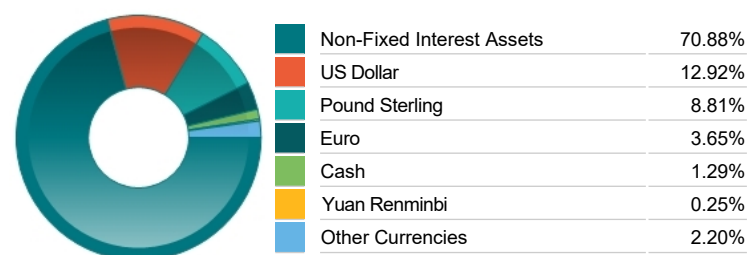
Top Country Breakdown



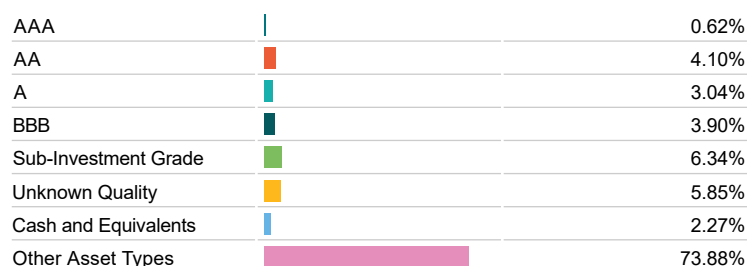
Breakdown By Market Cap (%)



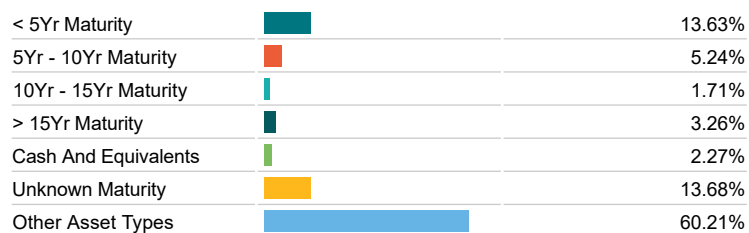
Fixed Interest Currencies



Fixed Interest Quality Profile



Fixed Interest Maturity Profile



Important Information

- The Industry Classification Benchmark is a product of FTSE International Limited and has been licensed for use.
- "Prudential" is a trading name of The Prudential Assurance Company Limited, which is registered in England and Wales. Registered office at 10 Fenchurch Avenue, London EC3M 5AG. Registered number 15454. Authorised by the Prudential Regulation Authority and regulated by the Financial Conduct Authority and the Prudential Regulation Authority.