

Benchmark

| | |
|-----------|------------------------------------|
| Benchmark | IA Mixed Investment 20-60% shares |
| Sector | ABI Mixed Investment 20-60% Shares |

Identification Codes

| | |
|------------|--------------|
| Sedol Code | B1TLRZ4 |
| Mex Code | PUCMGA |
| Isin Code | GB00B1TLRZ41 |
| Citi Code | Y914 |

Fund Overview

| | |
|------------------------|------------|
| Bid (12/06/2024) | 190.30 |
| Offer (12/06/2024) | 200.30 |
| Fund size (30/04/2024) | £15.31m |
| Underlying Fund size | £517.82m |
| Number of holdings | 18447 |
| Launch date | 21/05/2007 |

Fund Charges

| | |
|--------------------------------|--------------|
| Annual Management Charge (AMC) | 1.10% |
| Further Costs | 0.00% |
| Yearly Total | 1.10% |

Aims

Objective: The investment strategy of the fund is to buy units in the WS Prudential Risk Managed Passive 3 Fund - the underlying fund.

Underlying Fund Objective: The fund aims to achieve long-term (in excess of 5 years) total return (the combination of income and growth of capital) by investing in a mix of assets from around the world and aims to limit the average volatility per annum over rolling 5 year periods to 12%. There is no guarantee the objective will be achieved over any time period and the actual volatility, at any time, may be higher or lower than 12%. Capital invested is at risk.

Performance



Discrete performance - to last month end

| | 31/05/19 to 31/05/20 | 31/05/20 to 31/05/21 | 31/05/21 to 31/05/22 | 31/05/22 to 31/05/23 | 31/05/23 to 31/05/24 |
|----------|----------------------|----------------------|----------------------|----------------------|----------------------|
| Fund | 1.7% | 10.9% | -4.2% | -2.6% | 7.7% |
| Sector | -0.1% | 11.4% | -2.5% | -4.4% | 7.8% |
| Rank | 103/322 | 200/326 | 244/328 | 82/329 | 165/331 |
| Quartile | 2 | 3 | 3 | 1 | 2 |

Annualised performance

| | Annualised | | |
|----------|---------------------|---------------------|----------------------|
| | 3 Years to 31/05/24 | 5 Years to 31/05/24 | 10 Years to 31/05/24 |
| Fund | 0.1% | 2.5% | 3.8% |
| Sector | 0.2% | 2.3% | 3.2% |
| Rank | 188/327 | 165/321 | 73/284 |
| Quartile | 3 | 3 | 2 |

Fund Managers



Name: Philip Butler
 Manager of the underlying fund for: 7 years, 7 months

Ratings

FE Crown



Important Information

- Because of changes in exchange rates the value of your investment, as well as any money you take from it, can go down as well as up.
- Some funds may invest in 'underlying' funds or other investment vehicles. The performance of our fund, compared to what it's invested in won't be exactly the same. That can be due to additional charges, cash management (needed to help people to enter and leave our fund when they want), tax and the timing of investments (this is known as a fund's dealing cycle, it varies between managers and can be several days).
- Source of portfolio data: Broadridge. Source of performance data: FE fundinfo. We can't predict the future. Past performance isn't a guide to future performance. The figures shown are intended only to demonstrate performance history of the fund, after allowing for the impact of fund charges and further costs, but take no account of product charges, or any Annual Management Charge paid for by the deduction of units. Charges and further costs may vary in the future and may be higher than they are now. Fund performance is based upon the movement of the daily price and is shown as total return in GBP with gross income reinvested. The value of your client's investment can go down as well as up and the amount your client gets back may be less than they put in.
- This factsheet is for investment professionals and is for information purposes only. Should you wish to present any of this content to your client, please refer to similar pages on pru.co.uk. You should refer to your client's policy documentation and supporting brochures for fund availability, investment strategy, any product information and charges. Every care has been taken in populating this output, however it must be appreciated that neither Broadridge, Prudential nor their sources guarantee the accuracy, adequacy or completeness of this information or make any warranties regarding results from its usage.

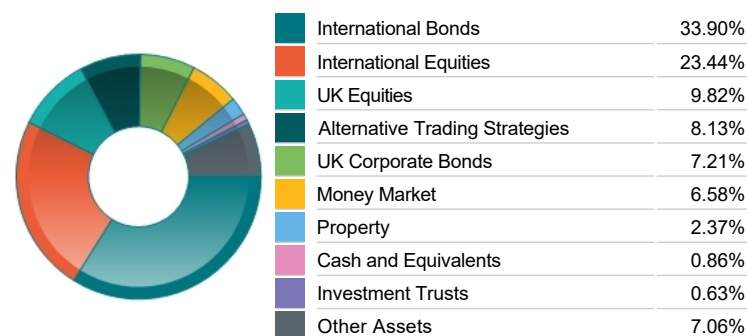
Top 10 Fund Holdings

| Name | % Weight |
|--|----------|
| 1 BlackRock iShares Corporate Bond Index Class X | 18.98% |
| 2 BlackRock (Dublin) iShares US Corporate Bond Index Fund | 11.71% |
| 3 BlackRock iShares UK Equity Index Class X | 10.70% |
| 4 M&G (LUX) FCP Sterling Liquidity Fund Z6A Acc | 7.79% |
| 5 BlackRock iShares Pacific ex Japan Equity Index Class X | 5.81% |
| 6 BlackRock (Dublin) iShares ESG Screened Euro Corporate Bond Index Fund | 5.63% |
| 7 Legal & General European Index Trust C | 4.26% |
| 8 BlackRock iShares US Equity Index Class X | 3.75% |
| 9 M&G Emerging Markets Bond Class PP GBP | 2.93% |
| 10 M&G Global High Yield Bond Class A GBP | 2.87% |

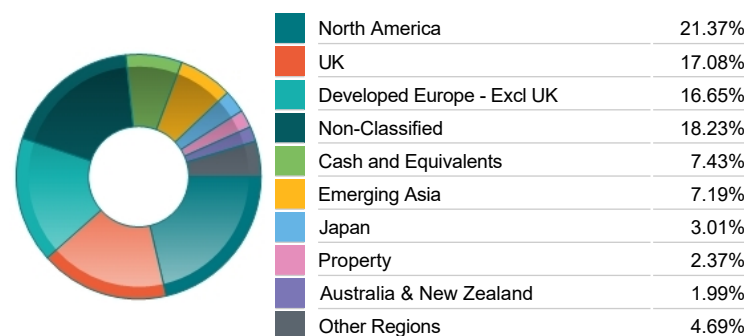
Top 10 Holdings

| Name | % Weight |
|--|----------|
| 1 TAIWAN SEMICONDUCTOR MANUFACTURING COMPANY LIMITED | 0.96% |
| 2 SHELL | 0.82% |
| 3 ASTRAZENECA | 0.79% |
| 4 iShares iShares plc European Property Yield UCITS ETF EUR (Dist) | 0.77% |
| 5 L&G FREEHOLD PROPERTY | 0.69% |
| 6 HSBC HOLDINGS | 0.59% |
| 7 UNILEVER | 0.45% |
| 8 BP | 0.38% |
| 9 SAMSUNG ELECTRONICS CO. LTD | 0.34% |
| 10 GSK | 0.30% |

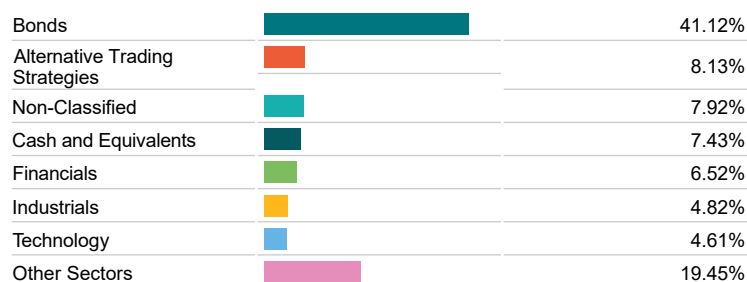
Asset Allocation



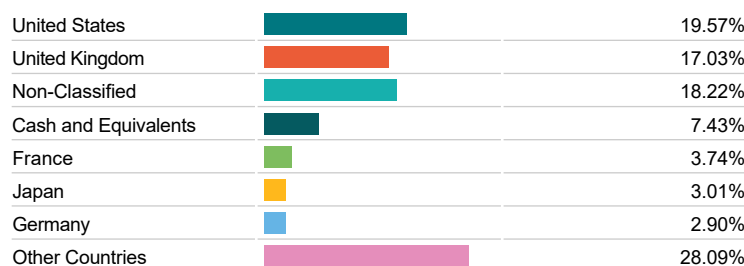
Regional Allocation



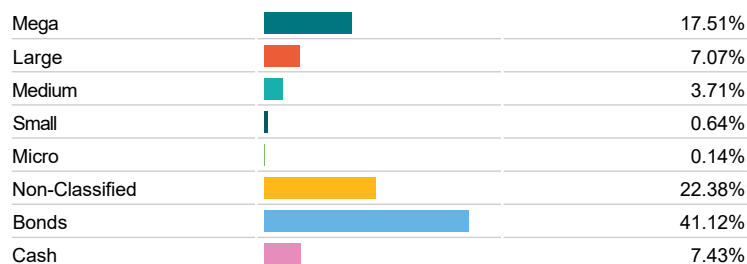
Sector Breakdown




Top Country Breakdown



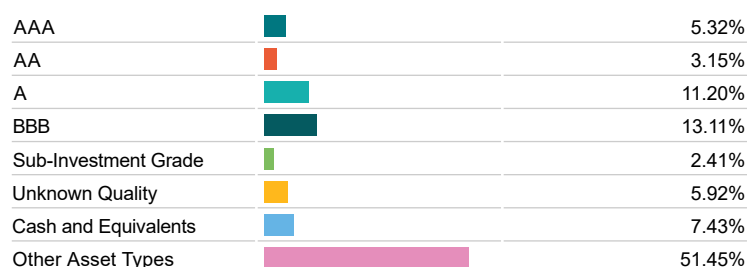
Breakdown By Market Cap (%)



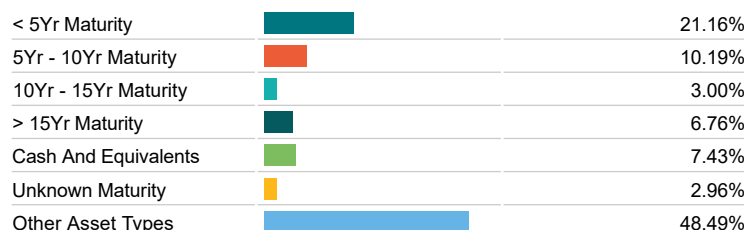
Fixed Interest Currencies



Fixed Interest Quality Profile



Fixed Interest Maturity Profile



Important Information

- Because of changes in exchange rates the value of your investment, as well as any money you take from it, can go down as well as up.
- The Industry Classification Benchmark is a product of FTSE International Limited and has been licensed for use.
- "Prudential" is a trading name of The Prudential Assurance Company Limited, which is registered in England and Wales. Registered office at 10 Fenchurch Avenue, London EC3M 5AG. Registered number 15454. Authorised by the Prudential Regulation Authority and regulated by the Financial Conduct Authority and the Prudential Regulation Authority.