

Benchmark

Benchmark	-
-----------	---

Identification Codes

Sedol Code	BS3F182
Mex Code	-
Isin Code	GB00BS3F1827
Citi Code	AUJLN

Fund Overview

Mid (07/08/2025)	134.07p
Historic yield	2.47%
Fund size (30/06/2025)	£49.26m
Number of holdings	284
Ongoing Charges	0.60%
Launch date	-

Fund Charges

Entry Charge	0.00%
Ongoing Charges	0.60%

Fund Background

Valuation frequency	-
Valuation point	-
Fund type	Not Applicable
Launch price	-
Fund currency	US Dollar
Fund domicile	-
ISA allowable	-
SIPP allowable	-

Dealing

Minimum Investment	-
Minimum Top Up	-
Minimum Regular Saving	-
Settlement Period: Buy	-
Settlement Period: Sell	-
Pricing Basis	None
Dealing Decimals	-

Performance



Discrete performance - to last month end

	31/07/20 to 31/07/21	31/07/21 to 31/07/22	31/07/22 to 31/07/23	31/07/23 to 31/07/24	31/07/24 to 31/07/25
Fund	n/a	n/a	n/a	n/a	30.9%
Sector	5.4%	-14.1%	-11.1%	-16.2%	27.6%
Rank	n/a	n/a	n/a	n/a	n/a
Quartile	n/a	n/a	n/a	n/a	n/a

Annualised performance

	Annualised		
	3 Years to 31/07/25	5 Years to 31/07/25	10 Years to 31/07/25
Fund	n/a	n/a	n/a
Sector	-1.7%	-3.0%	5.2%
Rank	n/a	n/a	n/a
Quartile	n/a	n/a	n/a


Group Details

Group name	M&G Investments
Group address	10 Fenchurch Avenue London EC3M 5AG United Kingdom
Group telephone	0800 390 390
Dealing telephone	0800 328 3196
Email	info@mandg.co.uk
Homepage	www.mandg.co.uk
Fax number	-

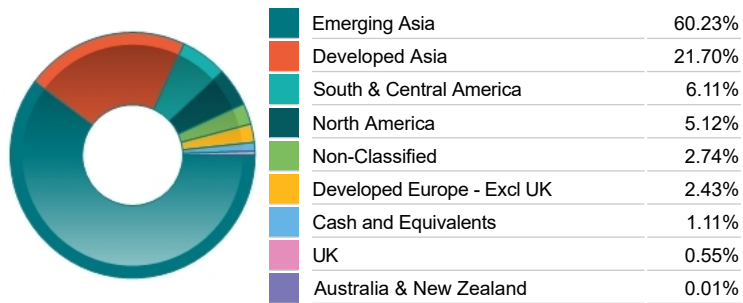
Top 10 Holdings

Name	% Weight	Sector	Country
1 TENCENT HOLDINGS LIMITED	9.59%	Software & Computer Services	Hong Kong
2 ALIBABA GROUP HOLDING LIMITED	5.81%	Retailers	China
3 CHINA CONSTRUCTION BANK CORPORATION	3.60%	Banks	China
4 CHINA MERCHANTS BANK CO.	3.56%	Banks	China
5 XIAOMI CORPORATION	2.73%	Telecommunications Equipment	Cayman Islands
6 BYD CO.	2.45%	Automobiles & Parts	China
7 KWEICHOW MOUTAI GROUP CO. LTD	2.39%	Beverages	China
8 CONTEMPORARY AMPEREX TECHNOLOGY CO. LIMITED	2.29%	Electronic & Electrical Equipment	China
9 JIANGSU ZHONGTIAN TECHNOLOGIES CO LTD	2.03%	Telecommunications Equipment	China
10 SUN ART RETAIL GROUP LIMITED	2.01%	Retailers	Hong Kong

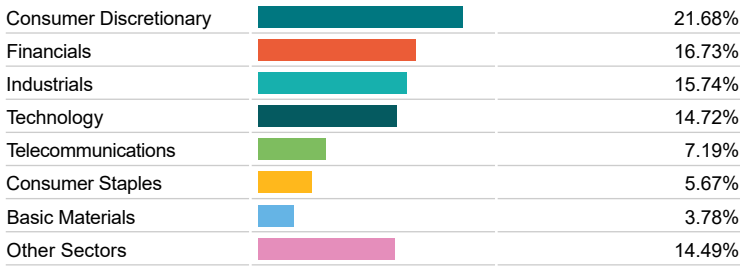
Asset Allocation



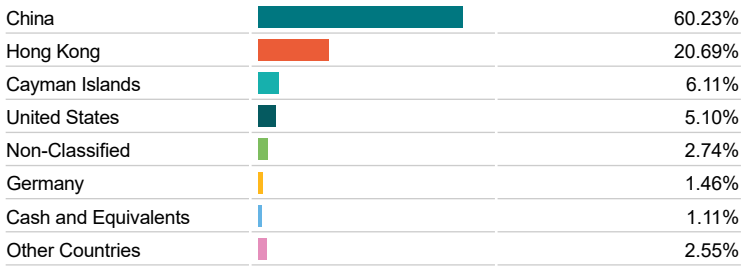
Regional Allocation



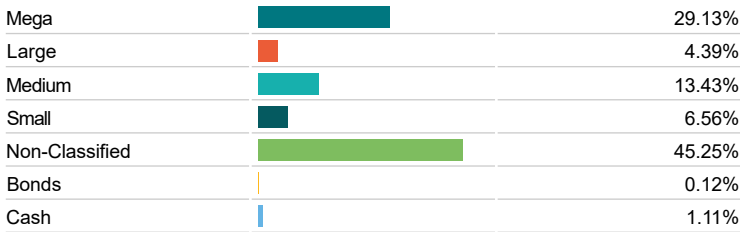
Equity Sector Breakdown



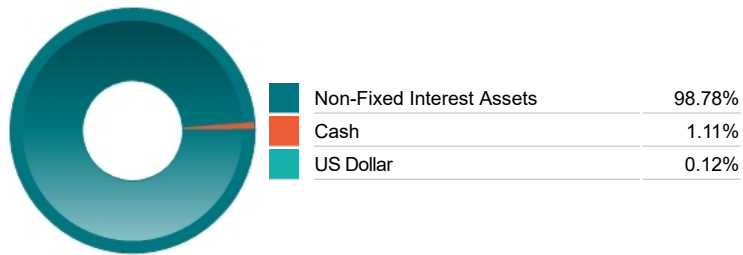
Top Country Breakdown



Breakdown By Market Cap (%)



Fixed Interest Currencies



Important Information

- The Industry Classification Benchmark is a product of FTSE International Limited and has been licensed for use.
- "Prudential" is a trading name of The Prudential Assurance Company Limited, which is registered in England and Wales. Registered office at 10 Fenchurch Avenue, London EC3M 5AG. Registered number 15454. Authorised by the Prudential Regulation Authority and regulated by the Financial Conduct Authority and the Prudential Regulation Authority.