

Benchmark

Benchmark	Russell 3000 Value
Benchmark Category	-
IA Sector	North America

Identification Codes

Sedol Code	BCGD4Q0
Mex Code	NUAAFM
Isin Code	GB00BCGD4Q00
Citi Code	JOIN

Fund Overview

Mid (25/04/2025)	276.68p
Historic yield	2.60%
Fund size (31/03/2025)	\$180.35m
Number of holdings	69
Ongoing Charges	0.75%
Launch date	09/09/2013

Fund Charges

Entry Charge	0.00%
Ongoing Charges	0.75%

Fund Background

Valuation frequency	Daily
Valuation point	12:00
Fund type	OEIC
Launch price	100.00p
Fund currency	Pound Sterling
Fund domicile	United Kingdom
ISA allowable	No
SIPP allowable	No

Dealing

Minimum Investment	£250000
Minimum Top Up	£25000
Minimum Regular Saving	-
Settlement Period: Buy	4 days
Settlement Period: Sell	4 days
Pricing Basis	Forward
Dealing Decimals	3

Distribution Dates

Ex dividend date(s)	Income payment date(s)
29 November	28 January
01 March	28 April
29 May	28 July
29 August	28 October

Aims

The Fund aims to provide a rolling annual income yield 1.5% higher than the annual income yield produced by the broad US value equity share index – the Russell 3000 Value Index, together with the potential for share price growth. The Fund will invest in the shares of a broad range of US Companies based on the Fund Managers view of their long term return prospects, both in terms of potential income and share price growth. Typically at least 80% of the Fund will be invested in the shares of companies listed on North American stock exchanges, which are at least 1 billion US dollars in size. The Fund may have a small level of investment in other geographical regions.

Performance

No data available! Please enter a valid code!

Fund Managers



Name: Henry W. Sanders III - River Road Thomas S. Forsha - River Road
Manager for: 11 years, 8 months 11 years, 8 months

Ratings

FE Crown



Group Details

Group name	Aviva Investors UK Fund Services Limited
Group address	St Helen's 1 Undershaft London EC3P 3DQ
Group telephone	0800 015 4773
Dealing telephone	0800 587 4563
Email	fund&salessupport@avivainvestors.com
Homepage	www.avivainvestors.co.uk
Fax number	-

Important Information

- Source of portfolio data: Broadridge. Source of performance data: FE fundinfo. We can't predict the future. Past performance isn't a guide to future performance. The figures shown are intended only to demonstrate performance history of the fund, after allowing for the impact of ongoing charges, but take no account of product charges. Ongoing charges may vary in the future and may be higher than they are now. Fund performance is based upon the movement of the daily price and is shown as total return in GBP with income reinvested. The value of your client's investment can go down as well as up and the amount your client gets back may be less than they put in.
- This factsheet is for investment professionals and is for information purposes only. Should you wish to present any of this content to your client, please refer to similar pages on pru.co.uk. You should refer to your client's policy documentation and supporting brochures for fund availability, investment strategy, any product information and charges. Every care has been taken in populating this output, however it must be appreciated that neither Broadridge, Prudential nor their sources guarantee the accuracy, adequacy or completeness of this information or make any warranties regarding results from its usage.

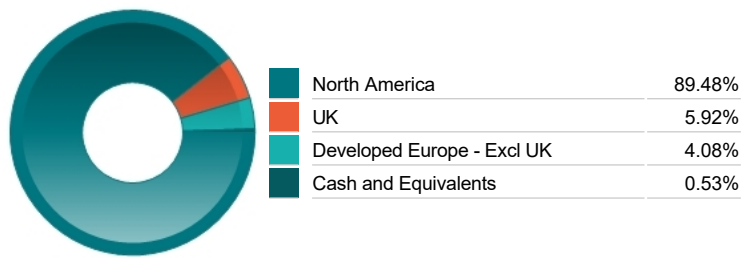
Top 10 Holdings

Name	% Weight	Sector	Country
1 WILLIAMS COMPANIES INC.(THE)	4.34%	Non-Renewable Energy	United States
2 KINDER MORGAN INC DELAWARE	4.25%	Non-Renewable Energy	United States
3 ORACLE CORPORATION	4.23%	Software & Computer Services	United States
4 UNILEVER	3.26%	Personal Care, Drug & Grocery Stores	United Kingdom
5 PNC FINANCIAL SERVICES GROUP INC.(THE)	3.17%	Banks	United States
6 PROGRESSIVE CORPORATION (THE)	3.14%	Non-life Insurance	United States
7 THE KROGER CO.	3.13%	Personal Care, Drug & Grocery Stores	United States
8 CHUBB LIMITED	3.06%	Non-life Insurance	Switzerland
9 American Tower Corporation American Tower Corp Ord USD0.01	3.03%	Real Estate Investment Trusts	United States
10 COMCAST CORP(NEW)	2.88%	Telecommunications Service Providers	United States

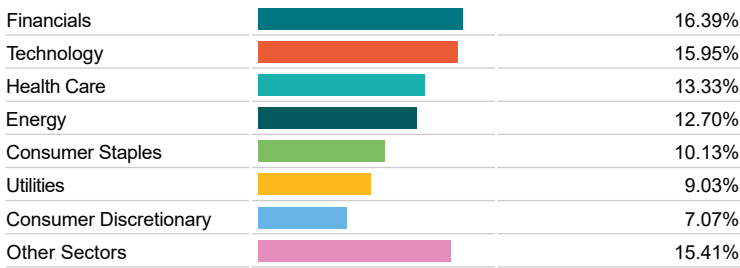
Asset Allocation



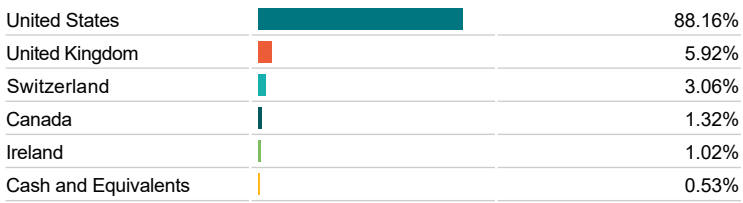
Regional Allocation



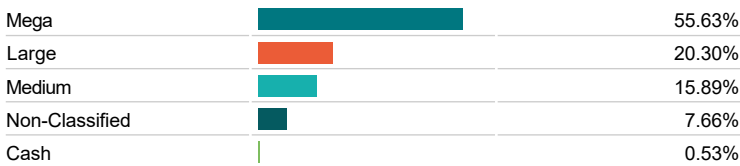
Equity Sector Breakdown



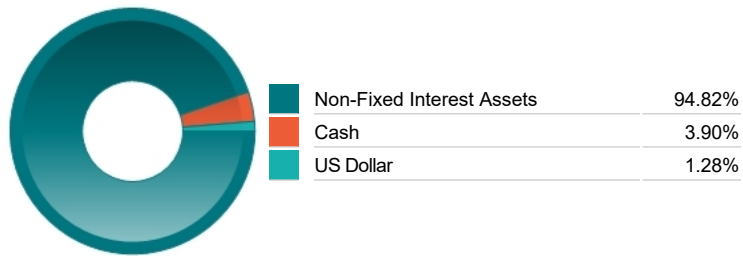
Top Country Breakdown



Breakdown By Market Cap (%)



Fixed Interest Currencies



Important Information

- The Industry Classification Benchmark is a product of FTSE International Limited and has been licensed for use.
- "Prudential" is a trading name of The Prudential Assurance Company Limited, which is registered in England and Wales. Registered office at 10 Fenchurch Avenue, London EC3M 5AG. Registered number 15454. Authorised by the Prudential Regulation Authority and regulated by the Financial Conduct Authority and the Prudential Regulation Authority.

Commentary

The three largest contributors were our holdings in Cinemark, an operator of movie theatres in the U.S. and international markets; Cisco Systems, connector of people and networks to the internet through integrated hardware and software solutions; and Interpublic Group of Companies, a global provider of advertising and marketing services. The three main detractors were discount retailer Walmart; United Parcel Service, the largest package delivery company in the world, and Aircastle which acquires and leases commercial jet aircraft to passenger and cargo airlines globally. Market volatility rose sharply in early February, generating significant losses for strategies that were inherently low volatility. However, the spike was short lived as the CBOE VIX declined sharply, although it has remained at levels well above the historic lows of recent months. Despite the sudden increase in risk aversion, investors continued to favor growth stocks over value. As the fourth quarter earnings season comes to a close, it is clear that corporate America has built very strong earnings momentum going into 2018. Analysts are making significant upward revisions to their expectations for 2018, while management reports increasingly support our belief that the lower tax rate represents a significant stimulus for earnings and dividend growth in the year to come, which should help drive the market higher yet.

Important Information

- "Prudential" is a trading name of The Prudential Assurance Company Limited, which is registered in England and Wales. Registered office at 10 Fenchurch Avenue, London EC3M 5AG. Registered number 15454. Authorised by the Prudential Regulation Authority and regulated by the Financial Conduct Authority and the Prudential Regulation Authority.