

Benchmark

Benchmark	S&P 500 Index
Benchmark Category	-
IA Sector	North America

Identification Codes

Sedol Code	B3B4JF9
Mex Code	GEUGI
Isin Code	GB00B3B4JF96
Citi Code	CBW2

Fund Overview

Mid (07/04/2026)	814.80p
Historic yield	0.00%
Fund size (28/02/2026)	£362.30m
Number of holdings	36
Ongoing Charges	0.85%
Launch date	14/08/2008

Fund Charges

Entry Charge	0.00%
Ongoing Charges	0.85%

Fund Background

Valuation frequency	Daily
Valuation point	12:00
Fund type	OEIC
Launch price	£0.25
Fund currency	Pound Sterling
Fund domicile	United Kingdom
ISA allowable	Yes
SIPP allowable	Yes

Dealing

Minimum Investment	£3000000
Minimum Top Up	£10000
Minimum Regular Saving	-
Settlement Period: Buy	4 days
Settlement Period: Sell	4 days
Pricing Basis	Forward
Dealing Decimals	4

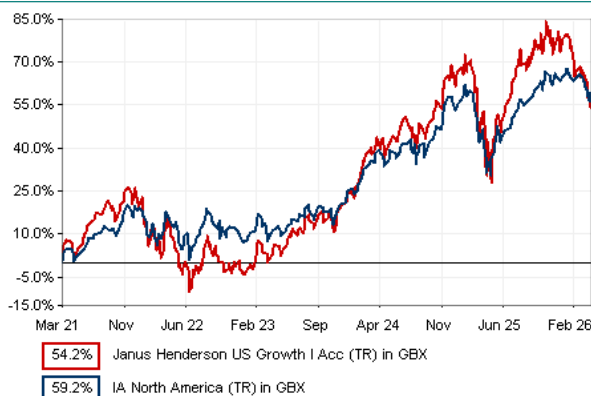
Distribution Dates

Ex dividend date(s)	Income payment date(s)
01 December	31 January
01 June	31 July

Aims

The fund aims to provide long-term capital growth by investing in the shares of large US companies. The fund may invest up to 15% in cash or other cash instruments from time to time.

Performance




Discrete performance - to last month end

	31/03/21 to 31/03/22	31/03/22 to 31/03/23	31/03/23 to 31/03/24	31/03/24 to 31/03/25	31/03/25 to 31/03/26
Fund	15.2%	-9.2%	36.6%	1.5%	6.3%
Sector	16.1%	-4.0%	25.1%	2.2%	11.8%
Rank	109/220	179/235	32/243	164/251	224/271
Quartile	2	4	1	3	4

Annualised performance

	Annualised		
	3 Years to 31/03/26	5 Years to 31/03/26	10 Years to 31/03/26
Fund	13.8%	9.1%	13.1%
Sector	12.7%	9.8%	12.9%
Rank	120/243	131/220	66/144
Quartile	2	3	2

Fund Managers



Name: Nick Schommer
 Manager for: 4 years, 9 months

Ratings

FE Crown



Group Details

Group name	Janus Henderson Investors
Group address	PO Box 9023 Chelmsford CM99 2WB
Group telephone	0800 832 832
Dealing telephone	0845 608 8703
Email	support@henderson.com
Homepage	www.henderson.com
Fax number	0870 888 3094


Top 10 Holdings

Name	% Weight	Sector	Country
1 NVIDIA CORPORATION	8.35%	Technology Hardware & Equipment	United States
2 AMAZON.COM	7.28%	Retailers	United States
3 TAIWAN SEMICONDUCTOR MANUFACTURING COMPANY LIMITED	5.79%	Technology Hardware & Equipment	Taiwan
4 APPLE	5.07%	Technology Hardware & Equipment	United States
5 BROADCOM	4.91%	Technology Hardware & Equipment	United States
6 ALPHABET	4.66%	Software & Computer Services	United States
7 MICROSOFT CORPORATION	4.43%	Software & Computer Services	United States
8 ARCONIC INC	4.07%	Aerospace & Defence	United States
9 ELI LILLY AND COMPANY	3.89%	Pharmaceuticals & Biotechnology	United States
10 META PLATFORMS	3.88%	Software & Computer Services	United States

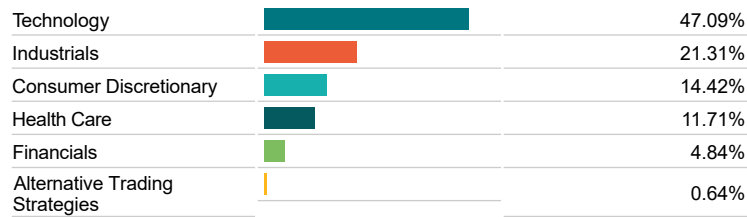
Asset Allocation




Regional Allocation



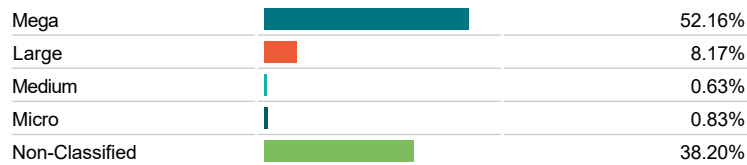
Equity Sector Breakdown



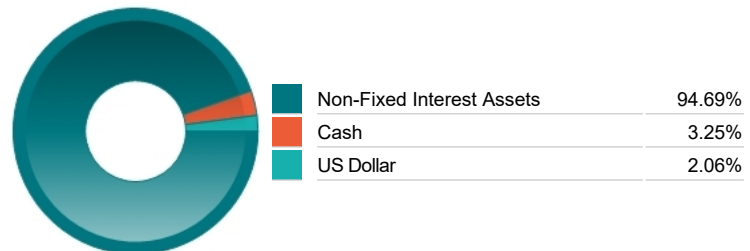
Top Country Breakdown



Breakdown By Market Cap (%)



Fixed Interest Currencies



Important Information

- The Industry Classification Benchmark is a product of FTSE International Limited and has been licensed for use.
- "Prudential" is a trading name of The Prudential Assurance Company Limited, which is registered in England and Wales. Registered office at 10 Fenchurch Avenue, London EC3M 5AG. Registered number 15454. Authorised by the Prudential Regulation Authority and regulated by the Financial Conduct Authority and the Prudential Regulation Authority.