

### Benchmark

Benchmark	IA UK All Companies Sector
Benchmark Category	-
IA Sector	UK All Companies

### Identification Codes

Sedol Code	B8N46T5
Mex Code	BRROWT
Isin Code	GB00B8N46T57
Citi Code	GUYH

### Fund Overview

Mid (02/04/2026)	540.61p
Historic yield	2.13%
Fund size (28/02/2026)	£2120.70m
Number of holdings	45
Ongoing Charges	0.86%
Launch date	11/12/2012

### Fund Charges

Entry Charge	0.00%
Ongoing Charges	0.86%

### Fund Background

Valuation frequency	Daily
Valuation point	12:00
Fund type	ICVC
Launch price	£1.00
Fund currency	Pound Sterling
Fund domicile	United Kingdom
ISA allowable	Yes
SIPP allowable	Yes

### Dealing

Minimum Investment	£500
Minimum Top Up	£100
Minimum Regular Saving	£20
Settlement Period: Buy	3 days
Settlement Period: Sell	3 days
Pricing Basis	Forward
Dealing Decimals	2

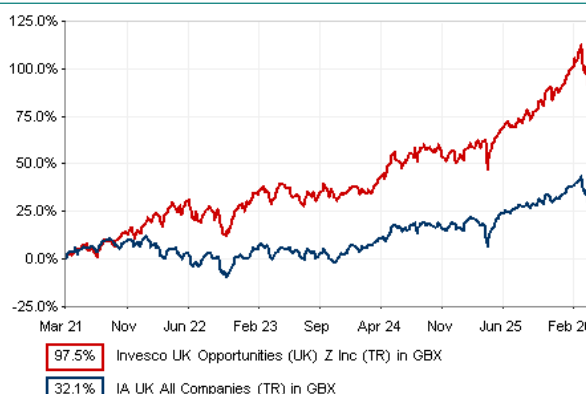
### Distribution Dates

Ex dividend date(s)	Income payment date(s)
01 January	28 February

### Aims

The Fund aims to achieve long-term (5 years plus) capital growth. The Fund invests at least 80% of its assets in shares or other equity related securities of companies incorporated, domiciled or carrying out the main part of their economic activity in the UK. The Fund typically holds a concentrated portfolio of 35-45 stocks. In pursuing the Fund's investment objective, the fund manager may consider it appropriate to also invest in other transferable securities (including non UK companies), money-market instruments, collective investment schemes (including funds managed by the Invesco group), deposits and cash.

### Performance



### Discrete performance - to last month end

	31/03/21 to 31/03/22	31/03/22 to 31/03/23	31/03/23 to 31/03/24	31/03/24 to 31/03/25	31/03/25 to 31/03/26
Fund	27.3%	5.4%	6.5%	12.0%	23.4%
Sector	5.4%	-1.9%	7.6%	5.1%	12.9%
Rank	1/195	11/200	146/202	13/203	16/208
Quartile	1	1	3	1	1

### Annualised performance

	Annualised		
	3 Years to 31/03/26	5 Years to 31/03/26	10 Years to 31/03/26
Fund	13.8%	14.6%	10.3%
Sector	8.5%	5.7%	6.3%
Rank	30/201	3/194	5/173
Quartile	1	1	1

### Fund Managers



Name: Bethany Shard      Martin Walker  
 Manager for: 3 years      17 years, 9 months

### Ratings

FE Crown



### Group Details

Group name	Invesco ICVC
Group address	INVESCO Park Henley-on-Thames Oxfordshire RG9 1HH United Kingdom
Group telephone	0800 028 2121
Dealing telephone	0800 085 8571
Email	Sally.Elsbury@Invesco.com
Homepage	https://www.invesco.co.uk/uk
Fax number	01491 416000

### Important Information

- Source of portfolio data: Broadridge. Source of performance data: FE fundinfo. We can't predict the future. Past performance isn't a guide to future performance. The figures shown are intended only to demonstrate performance history of the fund, after allowing for the impact of ongoing charges, but take no account of product charges. Ongoing charges may vary in the future and may be higher than they are now. Fund performance is based upon the movement of the daily price and is shown as total return in GBP with income reinvested. The value of your client's investment can go down as well as up and the amount your client gets back may be less than they put in.
- This factsheet is for investment professionals and is for information purposes only. Should you wish to present any of this content to your client, please refer to similar pages on pru.co.uk. You should refer to your client's policy documentation and supporting brochures for fund availability, investment strategy, any product information and charges. Every care has been taken in populating this output, however it must be appreciated that neither Broadridge, Prudential nor their sources guarantee the accuracy, adequacy or completeness of this information or make any warranties regarding results from its usage.

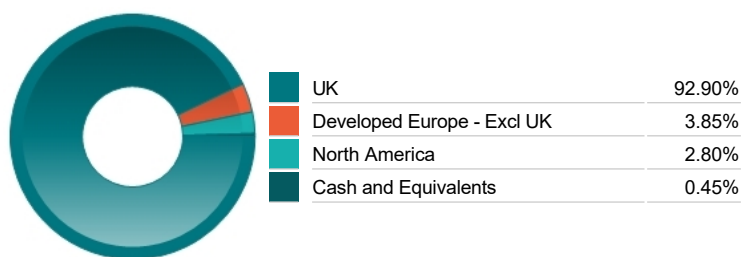
**Top 10 Holdings**

Name	% Weight	Sector	Country
1 SHELL	6.14%	Non-Renewable Energy	United Kingdom
2 ASTRAZENECA	5.63%	Pharmaceuticals & Biotechnology	United Kingdom
3 HSBC HOLDINGS	5.56%	Banks	United Kingdom
4 RIO TINTO	4.19%	Industrial Metals & Mining	United Kingdom
5 LLOYDS BANKING GROUP	4.09%	Banks	United Kingdom
6 NATIONAL GRID	4.05%	Gas, Water & Multi-utilities	United Kingdom
7 SSE	3.62%	Electricity	United Kingdom
8 BARCLAYS	3.53%	Banks	United Kingdom
9 IMPERIAL BRANDS	3.51%	Tobacco	United Kingdom
10 UNILEVER	3.43%	Personal Care, Drug & Grocery Stores	United Kingdom

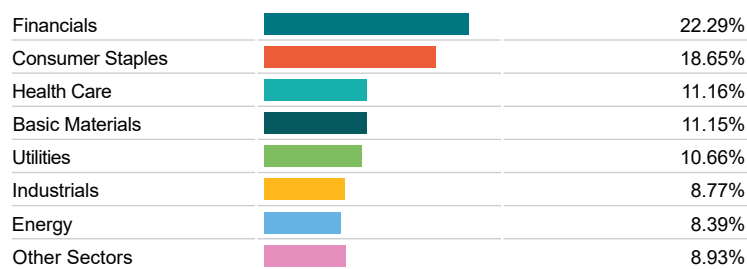
**Asset Allocation**




**Regional Allocation**



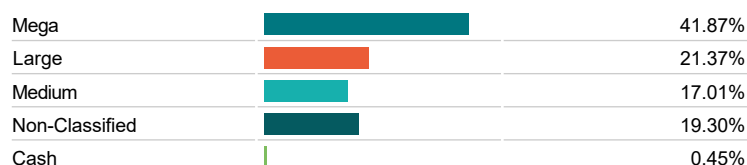
**Equity Sector Breakdown**



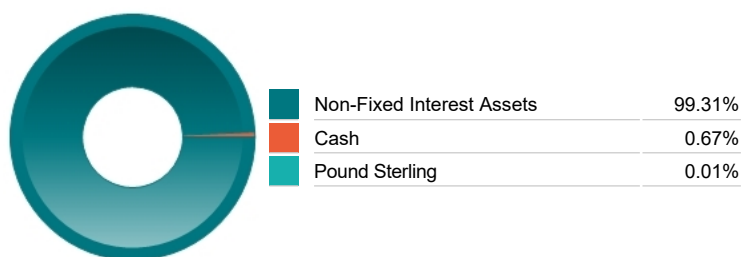
**Top Country Breakdown**



**Breakdown By Market Cap (%)**



**Fixed Interest Currencies**



**Important Information**

- The Industry Classification Benchmark is a product of FTSE International Limited and has been licensed for use.
- "Prudential" is a trading name of The Prudential Assurance Company Limited, which is registered in England and Wales. Registered office at 10 Fenchurch Avenue, London EC3M 5AG. Registered number 15454. Authorised by the Prudential Regulation Authority and regulated by the Financial Conduct Authority and the Prudential Regulation Authority.