

Benchmark

Benchmark	Deutsche Numis UK Smaller Companies (-InvTrust) TR
Sector	ABI UK Smaller Companies

Identification Codes

Sedol Code	B3BW0N8
Mex Code	PUARTU
Isin Code	GB00B3BW0N86
Citi Code	D9V6

Fund Overview

Bid (15/04/2024)	342.60
Offer (15/04/2024)	360.60
Fund size (29/02/2024)	£3.55m
Underlying Fund size	£366.78m
Number of holdings	78
Launch date	20/10/2008

Fund Charges

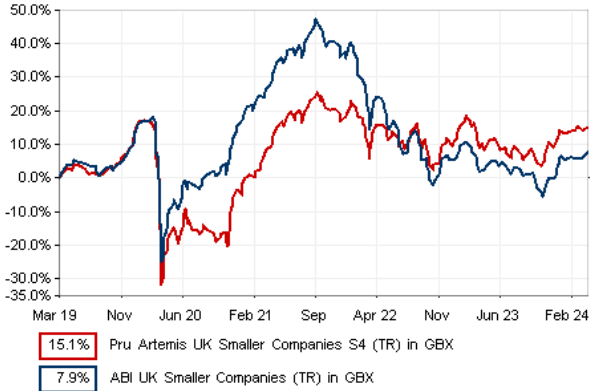
Annual Management Charge (AMC)	1.85%
Further Costs	0.13%
<b>Yearly Total</b>	<b>1.98%</b>

Aims

Objective: The investment strategy of the fund is to purchase units in the Artemis UK Smaller Companies Fund - the underlying fund.

Underlying Fund Objective: The fund aims to achieve long-term capital growth where between 80-100% of the fund will hold investment in smaller companies listed, quoted and/or traded and which are headquartered or have a significant part of their activities in the UK which are quoted on a regulated market outside the UK. Up to 20% may be invested in bonds, cash and near cash, other transferable securities, other funds (up to 10%) and derivatives. The fund may use derivatives for efficient portfolio management and to reduce risk.

Performance




Discrete performance - to last month end

	31/03/19 to 31/03/20	31/03/20 to 31/03/21	31/03/21 to 31/03/22	31/03/22 to 31/03/23	31/03/23 to 31/03/24
Fund	-22.8%	41.5%	6.2%	-5.8%	5.3%
Sector	-17.0%	54.1%	-3.0%	-17.0%	4.8%
Rank	50/63	59/63	7/63	6/63	28/63
Quartile	4	4	1	1	2

Annualised performance

	Annualised		
	3 Years to 31/03/24	5 Years to 31/03/24	10 Years to 31/03/24
Fund	1.8%	2.8%	4.7%
Sector	-5.5%	1.5%	3.5%
Rank	8/63	15/63	12/58
Quartile	1	1	1

Fund Managers



Name: Mark Niznik William Tamworth  
Manager of the underlying fund for: 16 years, 5 months 8 years

Ratings

FE Crown




Important Information

- Some funds may invest in 'underlying' funds or other investment vehicles. The performance of our fund, compared to what it's invested in won't be exactly the same. That can be due to additional charges, cash management (needed to help people to enter and leave our fund when they want), tax and the timing of investments (this is known as a fund's dealing cycle, it varies between managers and can be several days).
- Source of portfolio data: Broadridge. Source of performance data: FE fundinfo. We can't predict the future. Past performance isn't a guide to future performance. The figures shown are intended only to demonstrate performance history of the fund, after allowing for the impact of fund charges and further costs, but take no account of product charges, or any Annual Management Charge paid for by the deduction of units. Charges and further costs may vary in the future and may be higher than they are now. Fund performance is based upon the movement of the daily price and is shown as total return in GBP with net income reinvested. The value of your client's investment can go down as well as up and the amount your client gets back may be less than they put in.
- This factsheet is for investment professionals and is for information purposes only. Should you wish to present any of this content to your client, please refer to similar pages on pru.co.uk. You should refer to your client's policy documentation and supporting brochures for fund availability, investment strategy, any product information and charges. Every care has been taken in populating this output, however it must be appreciated that neither Broadridge, Prudential nor their sources guarantee the accuracy, adequacy or completeness of this information or make any warranties regarding results from its usage.

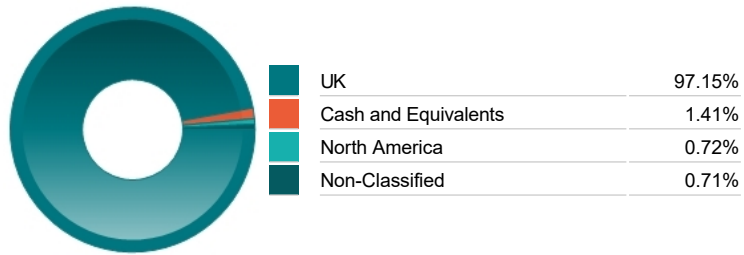
Top 10 Holdings

Name	% Weight	Sector	Country
1 SERCO GROUP	3.22%	Industrial Support Services	United Kingdom
2 WILMINGTON	3.02%	Media	United Kingdom
3 BABCOCK INTERNATIONAL GROUP	2.69%	Aerospace & Defence	United Kingdom
4 MEARS GROUP	2.64%	Industrial Support Services	United Kingdom
5 MONEYSUPERMARKET.COM GROUP	2.52%	Software & Computer Services	United Kingdom
6 NCC GROUP	2.51%	Software & Computer Services	United Kingdom
7 GB GROUP	2.45%	Software & Computer Services	United Kingdom
8 TATTON ASSET MGMT	2.26%	Investment Banking & Brokerage Services	United Kingdom
9 MOONPIG GROUP	2.23%	Retailers	United Kingdom
10 KELLER GROUP	2.09%	Construction & Materials	United Kingdom

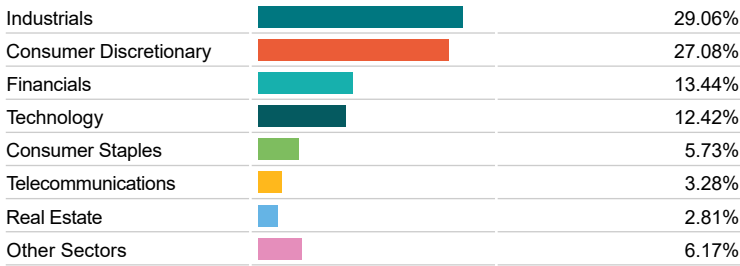
Asset Allocation



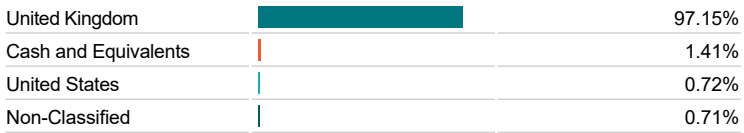
Regional Allocation



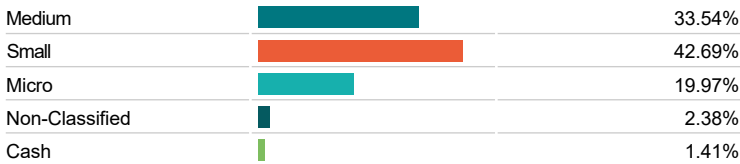
Equity Sector Breakdown



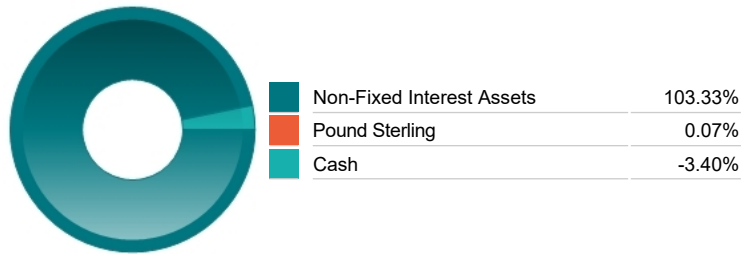
Top Country Breakdown



Breakdown By Market Cap (%)



Fixed Interest Currencies



Important Information

- The Industry Classification Benchmark is a product of FTSE International Limited and has been licensed for use.
- "Prudential" is a trading name of The Prudential Assurance Company Limited, which is registered in England and Wales. Registered office at 10 Fenchurch Avenue, London EC3M 5AG. Registered number 15454. Authorised by the Prudential Regulation Authority and regulated by the Financial Conduct Authority and the Prudential Regulation Authority.