

Benchmark

Benchmark	FTSE EPRA/NAREIT Green Low Carbon Target Index
Benchmark Category	-
IA Sector	Other Property

Identification Codes

Sedol Code	B5BFJG7
Mex Code	MYKAAS
Isin Code	GB00B5BFJG71
Citi Code	G6IA

Fund Overview

Mid (02/04/2026)	243.45p
Historic yield	3.80%
Fund size (28/02/2026)	£6082.77m
Number of holdings	372
Ongoing Charges	0.18%
Launch date	29/06/2012

Fund Charges

Entry Charge	0.00%
Ongoing Charges	0.18%

Fund Background

Valuation frequency	Daily
Valuation point	12:00
Fund type	Unit Trust
Launch price	£1.00
Fund currency	Pound Sterling
Fund domicile	United Kingdom
ISA allowable	Yes
SIPP allowable	Yes

Dealing

Minimum Investment	£100000
Minimum Top Up	£100
Minimum Regular Saving	-
Settlement Period: Buy	3 days
Settlement Period: Sell	3 days
Pricing Basis	Forward
Dealing Decimals	3

Distribution Dates

Ex dividend date(s)	Income payment date(s)
01 March	30 April
01 September	31 October

Aims

The aim of the Fund is to provide a return on your investment (generated through an increase in the value of the assets held by the Fund) by tracking closely the performance of the FTSE EPRA/NAREIT Green Low Carbon Target Index (the "Benchmark Index"). Although the Fund aims to achieve its investment objective, there is no guarantee that this will be achieved. The Fund's capital is at risk meaning that the Fund could suffer a decrease in value and the value of your investment would decrease as a result.

Performance




Discrete performance - to last month end

	31/03/21 to 31/03/22	31/03/22 to 31/03/23	31/03/23 to 31/03/24	31/03/24 to 31/03/25	31/03/25 to 31/03/26
Fund	20.4%	-18.9%	6.3%	1.2%	5.0%
Sector	17.4%	-20.3%	7.7%	-0.4%	4.7%
Rank	16/43	17/46	26/47	22/48	27/49
Quartile	2	2	3	2	3

Annualised performance

	Annualised		
	3 Years to 31/03/26	5 Years to 31/03/26	10 Years to 31/03/26
Fund	4.1%	2.0%	3.6%
Sector	3.9%	1.0%	2.7%
Rank	25/47	17/43	12/33
Quartile	3	2	2

Fund Managers



Name: Kieran Doyle
Manager for: 10 years

Group Details

Group name	BlackRock Investment Management (UK) Limited
Group address	12 Throgmorton Avenue London EC2N 2DL
Group telephone	08457 405 405
Dealing telephone	0800 445522
Email	broker.services@blackrock.com
Homepage	www.blackrock.co.uk
Fax number	020 7743 1135


Important Information

- Source of portfolio data: Broadridge. Source of performance data: FE fundinfo. We can't predict the future. Past performance isn't a guide to future performance. The figures shown are intended only to demonstrate performance history of the fund, after allowing for the impact of ongoing charges, but take no account of product charges. Ongoing charges may vary in the future and may be higher than they are now. Fund performance is based upon the movement of the daily price and is shown as total return in GBP with income reinvested. The value of your client's investment can go down as well as up and the amount your client gets back may be less than they put in.
- This factsheet is for investment professionals and is for information purposes only. Should you wish to present any of this content to your client, please refer to similar pages on pru.co.uk. You should refer to your client's policy documentation and supporting brochures for fund availability, investment strategy, any product information and charges. Every care has been taken in populating this output, however it must be appreciated that neither Broadridge, Prudential nor their sources guarantee the accuracy, adequacy or completeness of this information or make any warranties regarding results from its usage.

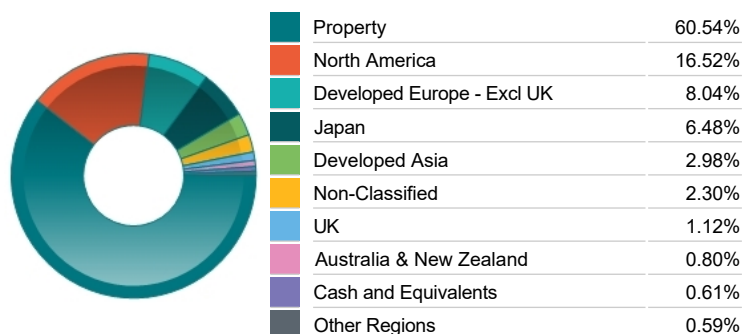
Top 10 Holdings

Name	% Weight	Sector	Country
1 WELLTOWER	7.10%	Real Estate Investment Trusts	Direct Property and REITs
2 Realty Income Corporation Realty Income Corporation USD1	5.06%	Real Estate Investment Trusts	Direct Property and REITs
3 PROLOGIS	4.87%	Real Estate Investment Trusts	Direct Property and REITs
4 EQUINIX	4.18%	Real Estate Investment Trusts	United States
5 Simon Property Group Inc Simon Property Group Inc USD0.0001	3.20%	Real Estate Investment Trusts	Direct Property and REITs
6 PUBLIC STORAGE OPERATING COMPANY	3.02%	Real Estate Investment Trusts	United States
7 DIGITAL REALTY TRUST	2.08%	Real Estate Investment Trusts	United States
8 EXTRA SPACE STORAGE INC	1.87%	Real Estate Investment Trusts	United States
9 MITSUBISHI ESTATE CO.	1.85%	Real Estate Investment & Services	Japan
10 MITSUI FUDOSAN CO.	1.73%	Real Estate Investment & Services	Japan


Asset Allocation



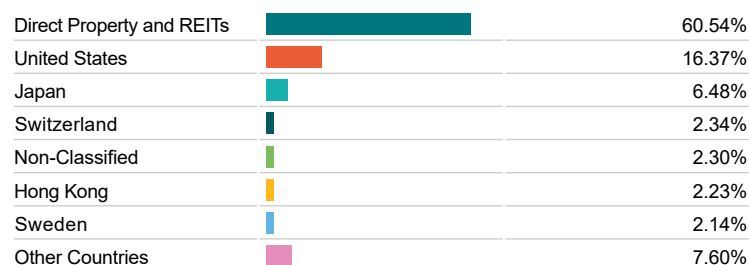
Regional Allocation



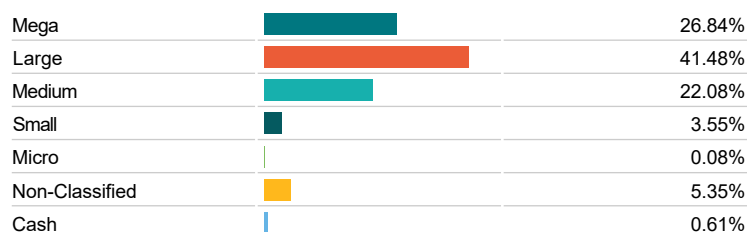
Equity Sector Breakdown



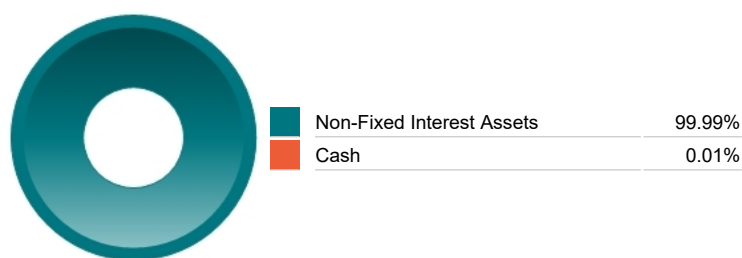
Top Country Breakdown



Breakdown By Market Cap (%)



Fixed Interest Currencies



Important Information

- The Industry Classification Benchmark is a product of FTSE International Limited and has been licensed for use.
- "Prudential" is a trading name of The Prudential Assurance Company Limited, which is registered in England and Wales. Registered office at 10 Fenchurch Avenue, London EC3M 5AG. Registered number 15454. Authorised by the Prudential Regulation Authority and regulated by the Financial Conduct Authority and the Prudential Regulation Authority.