

Benchmark

Benchmark	IA UK All Companies Sector
Benchmark Category	-
IA Sector	UK All Companies

Identification Codes

Sedol Code	B8N46M8
Mex Code	BRNCOM
Isin Code	GB00B8N46M88
Citi Code	GUYB

Fund Overview

Mid (26/04/2024)	218.15p
Historic yield	3.94%
Fund size (31/01/2024)	£2332.78m
Number of holdings	167
Ongoing Charges	0.87%
Launch date	11/12/2012

Fund Charges

Entry Charge	0.00%
Ongoing Charges	0.87%

Fund Background

Valuation frequency	Daily
Valuation point	12:00
Fund type	ICVC
Launch price	£1.00
Fund currency	Pound Sterling
Fund domicile	United Kingdom
ISA allowable	Yes
SIPP allowable	Yes

Dealing

Minimum Investment	£500
Minimum Top Up	£100
Minimum Regular Saving	£20
Settlement Period: Buy	3 days
Settlement Period: Sell	3 days
Pricing Basis	Forward
Dealing Decimals	2

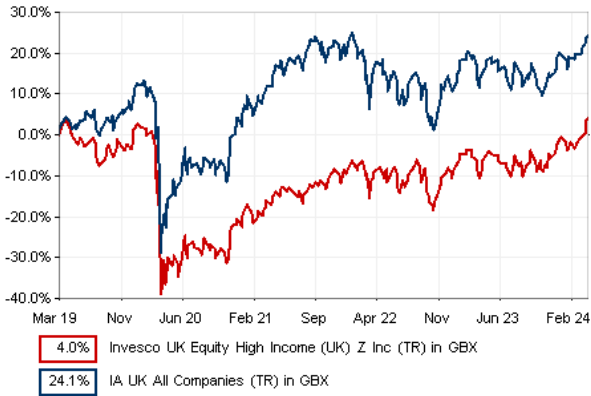
Distribution Dates

Ex dividend date(s)	Income payment date(s)
01 January	28 February
01 April	31 May
01 July	31 August
01 October	30 November

Aims

The Fund aims to achieve a high level of income (greater than the income return of the FTSE All Share Index) and capital growth over the long term (5 years plus).

Performance



Discrete performance - to last month end

	31/03/19 to 31/03/20	31/03/20 to 31/03/21	31/03/21 to 31/03/22	31/03/22 to 31/03/23	31/03/23 to 31/03/24
Fund	-33.5%	24.9%	9.9%	0.9%	12.9%
Sector	-19.2%	38.0%	5.4%	-1.9%	7.6%
Rank	208/213	180/219	84/223	114/229	21/231
Quartile	4	4	2	2	1

Annualised performance

	3 Years to 31/03/24	5 Years to 31/03/24	10 Years to 31/03/24
Fund	7.8%	0.8%	2.2%
Sector	3.6%	4.4%	4.8%
Rank	52/223	202/213	182/186
Quartile	1	4	4

Fund Managers



Name:	James Goldstone	Ciaran Mallon
Manager for:	3 years, 11 months	3 years, 11 months

Ratings

FE Crown



Group Details

Group name	Invesco ICVC
Group address	INVESCO Park Henley-on-Thames Oxfordshire RG9 1HH United Kingdom
Group telephone	0800 028 2121
Dealing telephone	0800 085 8571
Email	Sally.Elsbury@Invesco.com
Homepage	https://www.invesco.co.uk/uk
Fax number	01491 416000

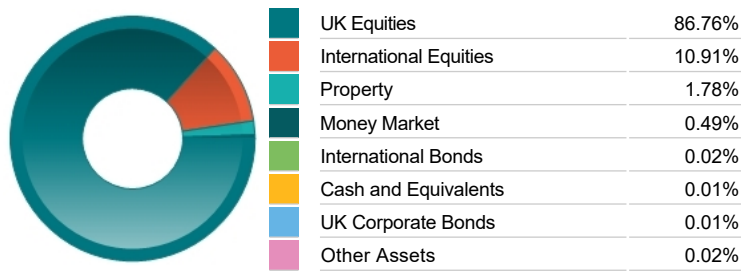
Important Information

- Source of portfolio data: Broadridge. Source of performance data: FE fundinfo. We can't predict the future. Past performance isn't a guide to future performance. The figures shown are intended only to demonstrate performance history of the fund, after allowing for the impact of ongoing charges, but take no account of product charges. Ongoing charges may vary in the future and may be higher than they are now. Fund performance is based upon the movement of the daily price and is shown as total return in GBP with income reinvested. The value of your client's investment can go down as well as up and the amount your client gets back may be less than they put in.
- This factsheet is for investment professionals and is for information purposes only. Should you wish to present any of this content to your client, please refer to similar pages on pru.co.uk. You should refer to your client's policy documentation and supporting brochures for fund availability, investment strategy, any product information and charges. Every care has been taken in populating this output, however it must be appreciated that neither Broadridge, Prudential nor their sources guarantee the accuracy, adequacy or completeness of this information or make any warranties regarding results from its usage.

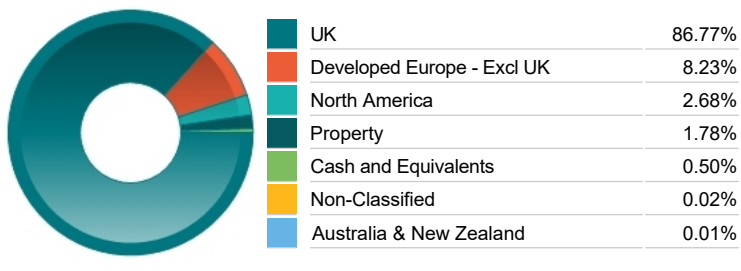
Top 10 Holdings

Name	% Weight	Sector	Country
1 TOTAL SE	5.37%	Non-Renewable Energy	France
2 NEXT	5.35%	Retailers	United Kingdom
3 RELX	4.68%	Media	United Kingdom
4 BRITISH AMERICAN TOBACCO	4.57%	Tobacco	United Kingdom
5 BP	4.19%	Non-Renewable Energy	United Kingdom
6 FERGUSON	4.08%	Industrial Support Services	United Kingdom
7 BARCLAYS	4.07%	Banks	United Kingdom
8 SSE	3.77%	Electricity	United Kingdom
9 PURETECH HEALTH	3.68%	Pharmaceuticals & Biotechnology	United Kingdom
10 SHELL	3.50%	Non-Renewable Energy	United Kingdom

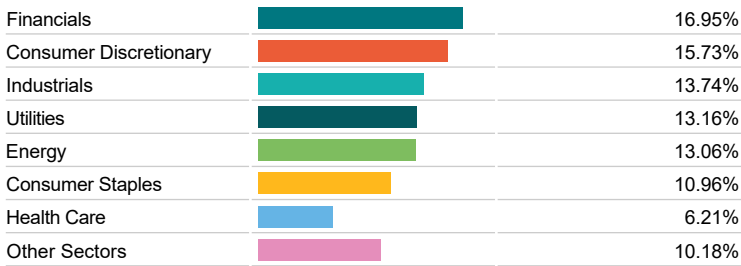
Asset Allocation



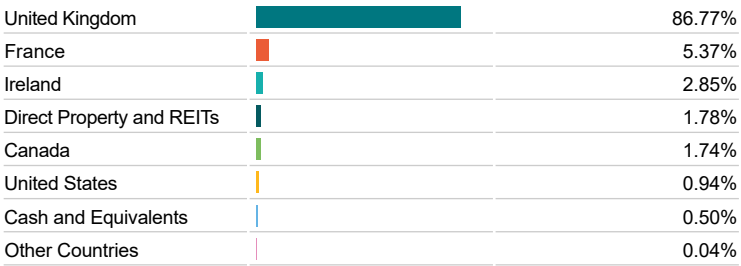
Regional Allocation



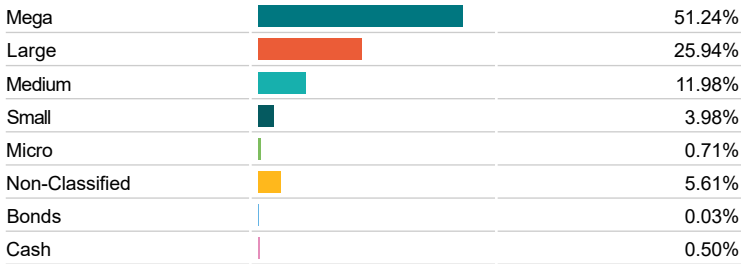
Equity Sector Breakdown



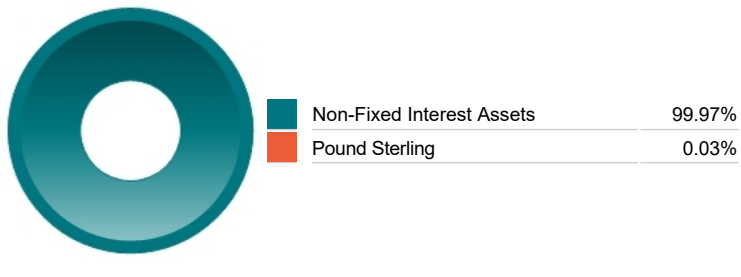
Top Country Breakdown



Breakdown By Market Cap (%)



Fixed Interest Currencies



Important Information

• The Industry Classification Benchmark is a product of FTSE International Limited and has been licensed for use. "Prudential" is a trading name of The Prudential Assurance Company Limited, which is registered in England and Wales. Registered office at 10 Fenchurch Avenue, London EC3M 5AG. Registered number 15454. Authorised by the Prudential Regulation Authority and regulated by the Financial Conduct Authority and the Prudential Regulation Authority.