

Benchmark

Benchmark	MSCI Zhong Hua Index
Benchmark Category	-
IA Sector	China/Greater China

Identification Codes

Sedol Code	B5T7PM3
Mex Code	-
Isin Code	GB00B5T7PM36
Citi Code	060G

Fund Overview

Mid (11/02/2026)	217.20p
Historic yield	1.10%
Fund size (31/12/2025)	£182.78m
Number of holdings	60
Ongoing Charges	0.88%
Launch date	01/08/2012

Fund Charges

Entry Charge	0.00%
Ongoing Charges	0.88%

Fund Background

Valuation frequency	Daily
Valuation point	12:00
Fund type	OEIC
Launch price	£0.25
Fund currency	Pound Sterling
Fund domicile	United Kingdom
ISA allowable	Yes
SIPP allowable	Yes

Dealing

Minimum Investment	£3000000
Minimum Top Up	£10000
Minimum Regular Saving	-
Settlement Period: Buy	4 days
Settlement Period: Sell	4 days
Pricing Basis	Forward
Dealing Decimals	4

Distribution Dates

Ex dividend date(s)	Income payment date(s)
01 December	31 January
01 June	31 July

Aims

The Fund aims to achieve a long-term capital growth by investing in Hong Kong and Chinese company shares.

Performance



Discrete performance - to last month end

	31/01/21 to 31/01/22	31/01/22 to 31/01/23	31/01/23 to 31/01/24	31/01/24 to 31/01/25	31/01/25 to 31/01/26
Fund	-25.1%	-6.8%	-32.9%	17.9%	37.6%
Sector	-19.7%	-4.8%	-33.4%	27.1%	24.8%
Rank	40/55	32/60	36/62	60/64	12/66
Quartile	3	3	3	4	1

Annualised performance

	3 Years to 31/01/26	5 Years to 31/01/26	10 Years to 31/01/26
Fund	2.9%	-5.3%	7.2%
Sector	1.9%	-4.2%	7.9%
Rank	37/62	37/55	17/39
Quartile	3	3	2

Fund Managers



Name: May Ling Wee  
Manager for: 8 years, 6 months

Ratings

FE Crown



Group Details

Group name	Janus Henderson Investors
Group address	PO Box 9023 Chelmsford CM99 2WB
Group telephone	0800 832 832
Dealing telephone	0845 608 8703
Email	support@henderson.com
Homepage	www.henderson.com
Fax number	0870 888 3094


Important Information

- Source of portfolio data: Broadridge. Source of performance data: FE fundinfo. We can't predict the future. Past performance isn't a guide to future performance. The figures shown are intended only to demonstrate performance history of the fund, after allowing for the impact of ongoing charges, but take no account of product charges. Ongoing charges may vary in the future and may be higher than they are now. Fund performance is based upon the movement of the daily price and is shown as total return in GBP with income reinvested. The value of your client's investment can go down as well as up and the amount your client gets back may be less than they put in.
- This factsheet is for investment professionals and is for information purposes only. Should you wish to present any of this content to your client, please refer to similar pages on pru.co.uk. You should refer to your client's policy documentation and supporting brochures for fund availability, investment strategy, any product information and charges. Every care has been taken in populating this output, however it must be appreciated that neither Broadridge, Prudential nor their sources guarantee the accuracy, adequacy or completeness of this information or make any warranties regarding results from its usage.

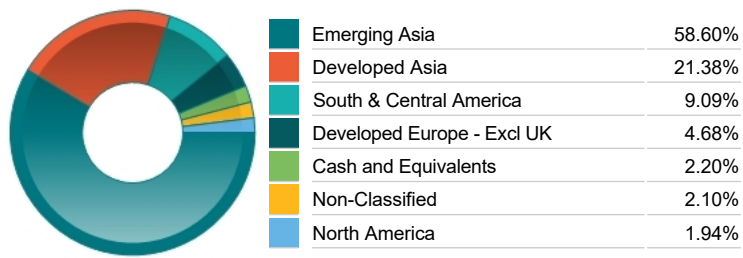
Top 10 Holdings

Name	% Weight	Sector	Country
1 TENCENT HOLDINGS LIMITED	8.96%	Software & Computer Services	Hong Kong
2 ALIBABA GROUP HOLDING LIMITED	8.63%	Retailers	China
3 CHINA CONSTRUCTION BANK CORPORATION	4.79%	Banks	China
4 AIA GROUP LIMITED	4.53%	Life Insurance	Hong Kong
5 ZIJIN MINING GROUP CO.	4.18%	Precious Metals & Mining	China
6 PING AN INSURANCE (GROUP) COMPANY OF CHINA	3.70%	Life Insurance	China
7 INDUSTRIAL AND COMMERCIAL BANK OF CHINA LIMITED	3.63%	Banks	China
8 CHINA MERCHANTS BANK CO.	3.14%	Banks	China
9 L AND K ENGINEERING (SUZHOU) CO LTD	3.06%	Construction & Materials	China
10 CONTEMPORARY AMPEREX TECHNOLOGY CO. LIMITED	3.01%	Electronic & Electrical Equipment	China

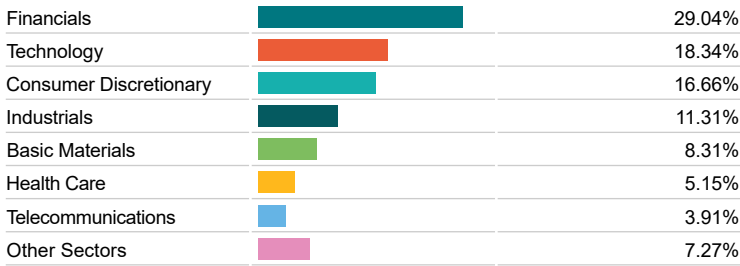
Asset Allocation



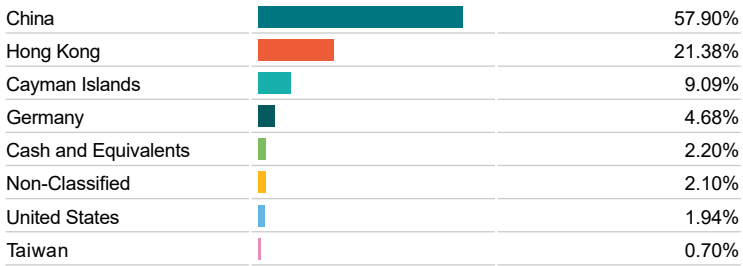
Regional Allocation



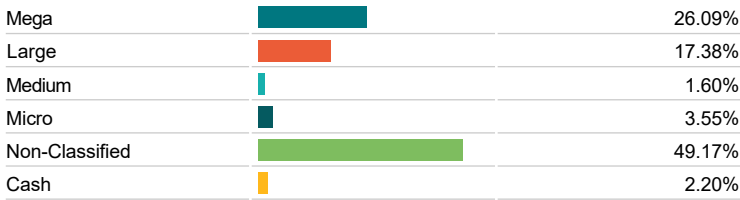
Equity Sector Breakdown



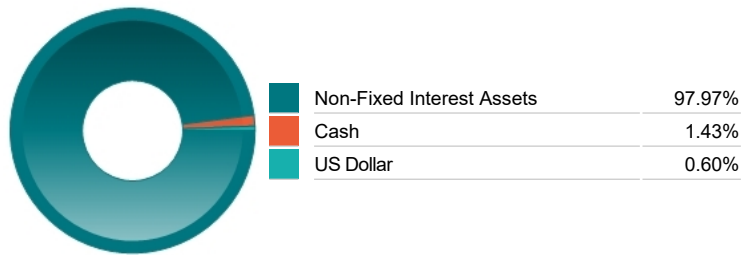
Top Country Breakdown



Breakdown By Market Cap (%)



Fixed Interest Currencies



Important Information

- The Industry Classification Benchmark is a product of FTSE International Limited and has been licensed for use.
- "Prudential" is a trading name of The Prudential Assurance Company Limited, which is registered in England and Wales. Registered office at 10 Fenchurch Avenue, London EC3M 5AG. Registered number 15454. Authorised by the Prudential Regulation Authority and regulated by the Financial Conduct Authority and the Prudential Regulation Authority.