

Quilter Investors Multi Asset (Onshore) Quilter Investors Generation CPI+ 3 (CLOSED) Class R Inc

Benchmark

Benchmark	UK Consumer Price Index (CPI) + 3%
Benchmark Category	-
IA Sector	Unclassified

Identification Codes

Sedol Code	B800ND9
Mex Code	SNGETA
Isin Code	GB00B800ND91
Citi Code	GQKM

Fund Overview

Mid (12/03/2021)	48.24p
Historic yield	0.01%
Fund size (28/02/2021)	£98.43m
Number of holdings	4632
Ongoing Charges	1.12%
Launch date	09/11/2012

Fund Charges

Entry Charge	5.00%
Ongoing Charges	1.12%

Fund Background

Valuation frequency	Daily
Valuation point	12:00
Fund type	ICVC
Launch price	£1.00
Fund currency	Pound Sterling
Fund domicile	United Kingdom
ISA allowable	Yes
SIPP allowable	Yes

Dealing

Minimum Investment	£5000000
Minimum Top Up	£150000
Minimum Regular Saving	-
Settlement Period: Buy	4 days
Settlement Period: Sell	4 days
Pricing Basis	Forward
Dealing Decimals	3

Distribution Dates

Ex dividend date(s)	Income payment date(s)
31 January	31 March
30 April	30 June
31 July	30 September
31 October	31 December

Aims

The Fund aims to achieve a total return (the combination of income and capital growth), by outperforming the annual rate of the UK Consumer Price Index (CPI) by 3%, net of charges, over rolling five year periods. Although the Fund aims to achieve a positive return over rolling five year periods, capital invested is, in fact, at risk and there is no guarantee that a positive return will be generated over that time period or any other time period.

Performance

No data available! Please enter a valid code!

Fund Managers



Name:	Sacha Chorley	Ian Jensen-Humphreys
Manager for:	5 years, 3 months	5 years, 3 months

Group Details

Group name	Quilter Investors Funds Multi Asset (Onshore)
Group address	Quilter Investors Senator House, 85 Queen Victoria Street, London, EC4V 4AB
Group telephone	020 7332 7664
Dealing telephone	-
Email	-
Homepage	www.quilterinvestors.com
Fax number	-

Important Information

- Source of portfolio data: Broadridge. Source of performance data: FE fundinfo. We can't predict the future. Past performance isn't a guide to future performance. The figures shown are intended only to demonstrate performance history of the fund, after allowing for the impact of ongoing charges, but take no account of product charges. Ongoing charges may vary in the future and may be higher than they are now. Fund performance is based upon the movement of the daily price and is shown as total return in GBP with income reinvested. The value of your client's investment can go down as well as up and the amount your client gets back may be less than they put in.
- This factsheet is for investment professionals and is for information purposes only. Should you wish to present any of this content to your client, please refer to similar pages on pru.co.uk. You should refer to your client's policy documentation and supporting brochures for fund availability, investment strategy, any product information and charges. Every care has been taken in populating this output, however it must be appreciated that neither Broadridge, Prudential nor their sources guarantee the accuracy, adequacy or completeness of this information or make any warranties regarding results from its usage.

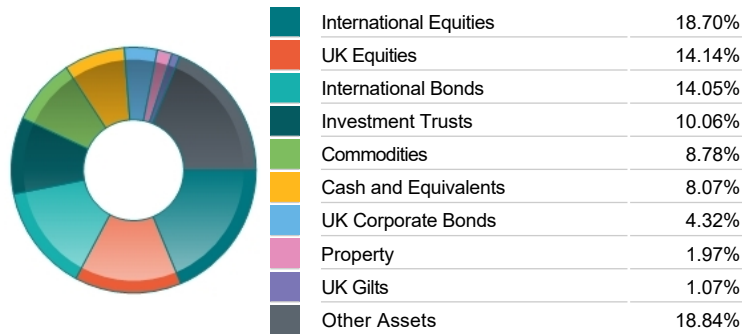
Top 10 Fund Holdings

Name	% Weight
1 Forward contract Bought GBP 10,227,118.77 Sold USD 14,276,341.91	10.39%
2 Forward contract Bought GBP 9,465,826.39 Sold USD 13,056,469.92	9.62%
3 FEDERATED HERMES UNCONSTRAINE HUCRFUA ID	5.25%
4 Quilter Investors Multi Asset (Onshore) Quilter Investors Bond 2 Class A	4.60%
5 Quilter Investors Multi Asset (Onshore) Quilter Investors UK Equity Large-Cap Income Class U2	4.59%
6 Quilter Investors Multi Asset (Onshore) Quilter Investors Bond 1 Class A	4.52%
7 iShares Core FTSE 100 UCITS ETF (Dist)	3.97%
8 VANG USDCPBD USDD	3.81%
9 iShares J.P. Morgan \$ Emerging Markets Bond UCITS ETF ISHARES JPM USD EM BDUCITS ETF	3.64%
10 Wells Fargo (Lux) Emerging Markets Equity Income Class A	3.56%

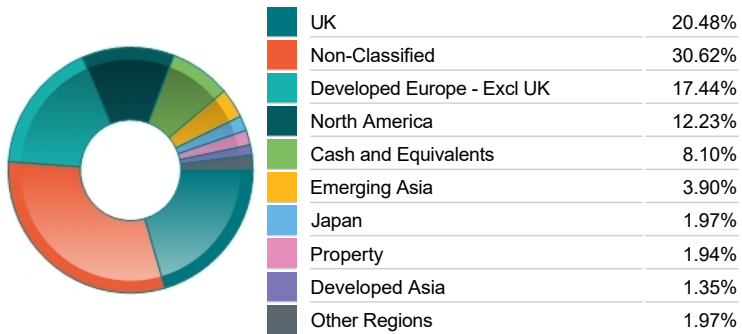
Top 10 Holdings

Name	% Weight
1 Forward contract Bought GBP 10,227,118.77 Sold USD 14,276,341.91	10.39%
2 Forward contract Bought GBP 9,465,826.39 Sold USD 13,056,469.92	9.62%
3 Forward contract Bought GBP 3,425,502.08 Sold EUR 3,850,000.00	3.48%
4 Forward contract Bought GBP 3,357,890.47 Sold USD 4,700,000.00	3.41%
5 Forward contract Bought EUR 3,850,000.00 Sold GBP 3,351,471.20	3.40%
6 iShares UK Dividend UCITS ETF ISHARES PLC - UK DVD UCITS ETF	2.74%
7 iShares \$ Treasury Bond 7-10yr UCITS ETF ISHARES II/BC CAP TR BD7-10USD	2.65%
8 Forward contract Bought USD 3,005,543.22 Sold GBP 2,138,666.74	2.19%
9 Forward contract Bought USD 2,800,000.00 Sold GBP 2,008,177.44	2.04%
10 iShares \$ Corporate Bond UCITS ETF ISHARES USD CORP BD UCITS ETF	1.48%

Asset Allocation



Regional Allocation



Sector Breakdown

Non-Classified	24.36%
Bonds	19.44%
Financials	16.35%
Commodities	8.78%
Cash and Equivalents	8.10%
Technology	4.10%
Consumer Discretionary	3.69%
Other Sectors	15.18%

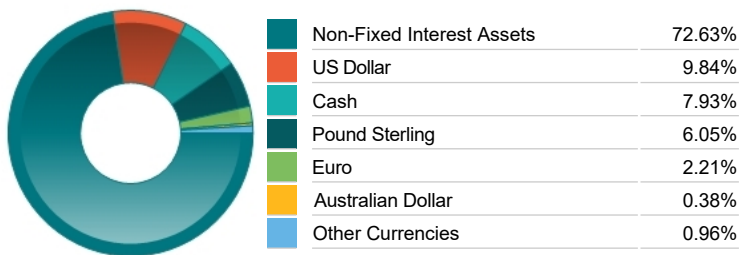
Top Country Breakdown

United Kingdom	19.56%
Non-Classified	30.62%
United States	11.90%
Ireland	9.59%
Cash and Equivalents	8.97%
Japan	1.97%
Direct Property and REITs	1.94%
Other Countries	15.44%

Breakdown By Market Cap (%)

Mega	10.10%
Large	6.38%
Medium	8.79%
Small	4.77%
Micro	1.04%
Non-Classified	41.38%
Bonds	19.44%
Cash	8.10%

Fixed Interest Currencies



Fixed Interest Quality Profile

AAA	1.11%
AA	1.30%
A	1.72%
BBB	2.89%
Sub-Investment Grade	4.10%
Unknown Quality	4.19%
Cash and Equivalents	8.10%
Other Asset Types	76.59%

Fixed Interest Maturity Profile

< 5Yr Maturity	5.34%
5Yr - 10Yr Maturity	3.57%
10Yr - 15Yr Maturity	1.74%
> 15Yr Maturity	4.66%
Cash And Equivalents	8.10%
Unknown Maturity	10.35%
Other Asset Types	66.24%

• The Industry Classification Benchmark is a product of FTSE International Limited and has been licensed for use.
• "Prudential" is a trading name of The Prudential Assurance Company Limited, which is registered in England and Wales. Registered office at 10 Fenchurch Avenue, London EC3M 5AG. Registered number 15454. Authorised by the Prudential Regulation Authority and regulated by the Financial Conduct Authority and the Prudential Regulation Authority.