

Benchmark

Benchmark	FTSE 250 ex Investment Trust Index
Benchmark Category	-
IA Sector	UK All Companies

Identification Codes

Sedol Code	B7BXT54
Mex Code	TVMAAM
Isin Code	GB00B7BXT545
Citi Code	G25T

Fund Overview

Mid (02/04/2026)	259.60p
Historic yield	2.49%
Fund size (31/12/2025)	£339.75m
Number of holdings	38
Ongoing Charges	0.82%
Launch date	31/05/2012

Fund Charges

Entry Charge	0.00%
Ongoing Charges	0.82%

Fund Background

Valuation frequency	Daily
Valuation point	14:00
Fund type	OEIC
Launch price	£1.00
Fund currency	Pound Sterling
Fund domicile	United Kingdom
ISA allowable	Yes
SIPP allowable	Yes

Dealing

Minimum Investment	£1000000
Minimum Top Up	£250
Minimum Regular Saving	-
Settlement Period: Buy	3 days
Settlement Period: Sell	3 days
Pricing Basis	Forward
Dealing Decimals	3

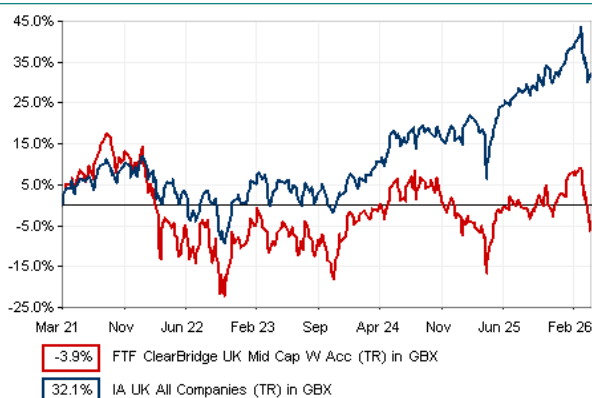
Distribution Dates

Ex dividend date(s)	Income payment date(s)
30 September	30 November

Aims

Aims to achieve capital growth exceeding that of the FTSE 250 Index (excluding investment company stocks) over the medium to long term (meaning 3-5 years).

Performance



Discrete performance - to last month end

	31/03/21 to 31/03/22	31/03/22 to 31/03/23	31/03/23 to 31/03/24	31/03/24 to 31/03/25	31/03/25 to 31/03/26
Fund	-3.4%	-5.1%	9.8%	-9.4%	5.4%
Sector	5.4%	-1.9%	7.6%	5.1%	12.9%
Rank	173/195	142/200	44/202	202/203	161/208
Quartile	4	3	1	4	4

Annualised performance

	Annualised		
	3 Years to 31/03/26	5 Years to 31/03/26	10 Years to 31/03/26
Fund	1.6%	-0.8%	3.4%
Sector	8.5%	5.7%	6.3%
Rank	180/201	170/194	160/173
Quartile	4	4	4

Fund Managers



Name:	Richard Bullas	Mark Hall	Paul Spencer
Manager for:	12 years, 7 months	12 years, 10 months	20 years, 2 months

Ratings

FE Crown



Group Details

Group name	Franklin Templeton Funds
Group address	The Adelphi 1 - 11 John Adam Street London WC2N 6HT
Group telephone	0800 305 306
Dealing telephone	-
Email	enquiries@franklintempleton.co.uk
Homepage	www.franklintempleton.co.uk
Fax number	-


Important Information

- Source of portfolio data: Broadridge. Source of performance data: FE fundinfo. We can't predict the future. Past performance isn't a guide to future performance. The figures shown are intended only to demonstrate performance history of the fund, after allowing for the impact of ongoing charges, but take no account of product charges. Ongoing charges may vary in the future and may be higher than they are now. Fund performance is based upon the movement of the daily price and is shown as total return in GBP with income reinvested. The value of your client's investment can go down as well as up and the amount your client gets back may be less than they put in.
- This factsheet is for investment professionals and is for information purposes only. Should you wish to present any of this content to your client, please refer to similar pages on pru.co.uk. You should refer to your client's policy documentation and supporting brochures for fund availability, investment strategy, any product information and charges. Every care has been taken in populating this output, however it must be appreciated that neither Broadridge, Prudential nor their sources guarantee the accuracy, adequacy or completeness of this information or make any warranties regarding results from its usage.


Top 10 Holdings

Name	% Weight	Sector	Country
1 CRANSWICK	4.74%	Food Producers	United Kingdom
2 SERCO GROUP	4.52%	Industrial Support Services	United Kingdom
3 BELLWAY P L C	4.28%	Household Goods & Home Construction	United Kingdom
4 DUNELM GROUP	3.84%	Retailers	United Kingdom
5 GRAINGER	3.77%	Real Estate Investment Trusts	Direct Property and REITs
6 BODYCOTE	3.70%	Industrial Engineering	United Kingdom
7 PREMIER FOODS	3.56%	Food Producers	United Kingdom
8 ROTORK	3.52%	Electronic & Electrical Equipment	United Kingdom
9 INTEGRAFIN HOLDINGS	3.50%	Investment Banking & Brokerage Services	United Kingdom
10 COMPUTACENTER	3.49%	Software & Computer Services	United Kingdom

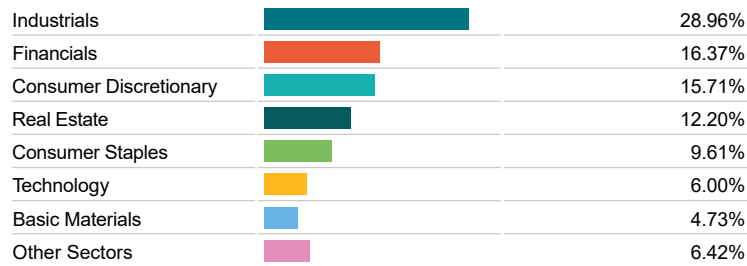
Asset Allocation



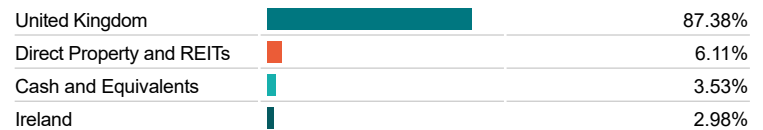
Regional Allocation




Equity Sector Breakdown



Top Country Breakdown



Breakdown By Market Cap (%)



Important Information

- The Industry Classification Benchmark is a product of FTSE International Limited and has been licensed for use.
- "Prudential" is a trading name of The Prudential Assurance Company Limited, which is registered in England and Wales. Registered office at 10 Fenchurch Avenue, London EC3M 5AG. Registered number 15454. Authorised by the Prudential Regulation Authority and regulated by the Financial Conduct Authority and the Prudential Regulation Authority.

Commentary

[No data]

Important Information

• "Prudential" is a trading name of The Prudential Assurance Company Limited, which is registered in England and Wales. Registered office at 10 Fenchurch Avenue, London EC3M 5AG. Registered number 15454. Authorised by the Prudential Regulation Authority and regulated by the Financial Conduct Authority and the Prudential Regulation Authority.