

Benchmark

Benchmark	MSCI World Index
Benchmark Category	Target
IA Sector	Global

Identification Codes

Sedol Code	B77HHZ6
Mex Code	MGJAAP
Isin Code	GB00B77HHZ62
Citi Code	OZE2

Fund Overview

Mid (12/08/2022)	3356.34p
Historic yield	0.26%
Fund size (30/06/2022)	£764.49m
Number of holdings	38
Ongoing Charges	0.90%
Launch date	03/08/2012

Fund Charges

Entry Charge	0.00%
Ongoing Charges	0.90%

Fund Background

Valuation frequency	Daily
Valuation point	12:00
Fund type	OEIC
Launch price	\$0.05
Fund currency	Pound Sterling
Fund domicile	United Kingdom
ISA allowable	Yes
SIPP allowable	Yes

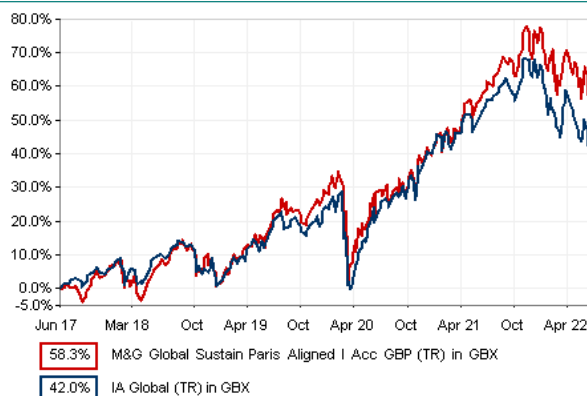
Dealing

Minimum Investment	-
Minimum Top Up	-
Minimum Regular Saving	-
Settlement Period: Buy	3 days
Settlement Period: Sell	3 days
Pricing Basis	Forward
Dealing Decimals	3

Aims

The Fund aims to provide a higher total return (the combination of capital growth and income), net of the Ongoing Charge Figure, than that of the MSCI World Index over any five-year period.

Performance



Discrete performance - to last month end

	31/07/17 to 31/07/18	31/07/18 to 31/07/19	31/07/19 to 31/07/20	31/07/20 to 31/07/21	31/07/21 to 31/07/22
Fund	10.5%	15.2%	-1.5%	29.0%	5.2%
Sector	10.2%	9.8%	0.5%	26.8%	-2.9%
Rank	177/330	61/371	266/405	200/441	53/487
Quartile	3	1	3	2	1

Annualised performance

	Annualised		
	3 Years to 31/07/22	5 Years to 31/07/22	10 Years to 31/07/22
Fund	10.2%	11.2%	12.7%
Sector	7.4%	8.4%	10.9%
Rank	65/405	45/330	48/206
Quartile	1	1	1

Fund Managers



Name: John William Olsen
Manager for: 8 years, 1 months

Ratings

FE Crown



Group Details

Group name	M&G Investments
Group address	10 Fenchurch Avenue London EC3M 5AG United Kingdom
Group telephone	0800 390 390
Dealing telephone	0800 328 3196
Email	info@mandg.co.uk
Homepage	www.mandg.co.uk
Fax number	-

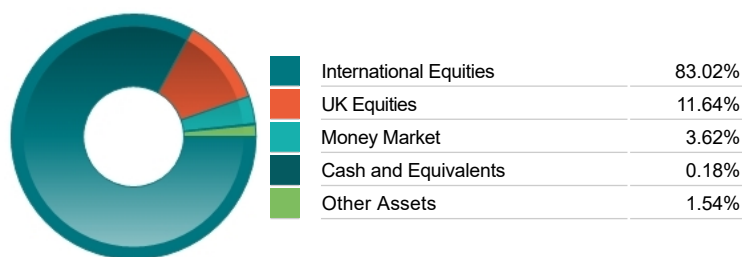
Important Information

- Source of portfolio data: Broadridge. Source of performance data: FE fundinfo. We can't predict the future. Past performance isn't a guide to future performance. The figures shown are intended only to demonstrate performance history of the fund, after allowing for the impact of ongoing charges, but take no account of product charges. Ongoing charges may vary in the future and may be higher than they are now. Fund performance is based upon the movement of the daily price and is shown as total return in GBP with income reinvested. The value of your client's investment can go down as well as up and the amount your client gets back may be less than they put in.
- This factsheet is for investment professionals and is for information purposes only. Should you wish to present any of this content to your client, please refer to similar pages on pru.co.uk. You should refer to your client's policy documentation and supporting brochures for fund availability, investment strategy, any product information and charges. Every care has been taken in populating this output, however it must be appreciated that neither Broadridge, Prudential nor their sources guarantee the accuracy, adequacy or completeness of this information or make any warranties regarding results from its usage.

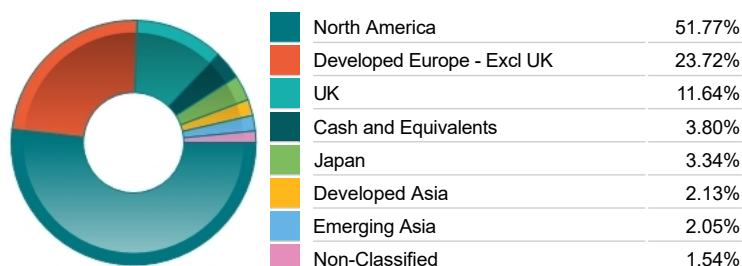
Top 10 Holdings

Name	% Weight	Sector	Country
1 UNITEDHEALTH GROUP INCORPORATED	7.68%	Health Care Providers	United States
2 MICROSOFT CORP	7.08%	Software & Computer Services	United States
3 NOVO NORDISK A/S	5.36%	Pharmaceuticals & Biotechnology	Denmark
4 ALPHABET INC	5.05%	Software & Computer Services	United States
5 WH SMITH	4.33%	Retailers	United Kingdom
6 BECTON DICKINSON AND COMPANY	3.90%	Medical Equipment & Services	United States
7 UNILEVER	3.82%	Personal Care, Drug & Grocery Stores	United Kingdom
8 SCHNEIDER ELECTRIC SE	3.81%	Electronic & Electrical Equipment	France
9 MANHATTAN ASSOCIATES INC	3.80%	Software & Computer Services	United States
10 VISA	3.65%	Industrial Support Services	United States

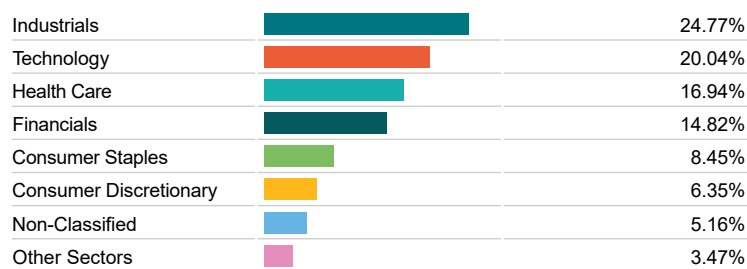
Asset Allocation



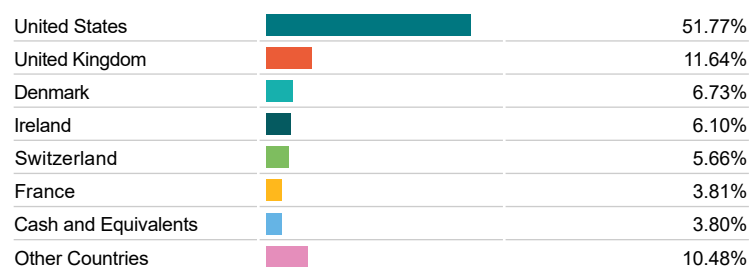
Regional Allocation



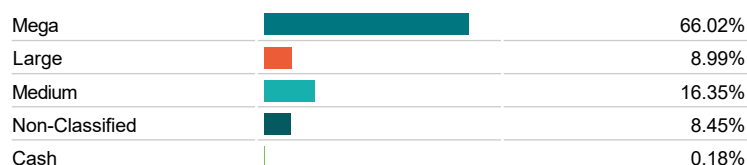
Equity Sector Breakdown



Top Country Breakdown



Breakdown By Market Cap (%)



Important Information

- The Industry Classification Benchmark is a product of FTSE International Limited and has been licensed for use. "Prudential" is a trading name of The Prudential Assurance Company Limited, which is registered in England and Wales. Registered office at 10 Fenchurch Avenue, London EC3M 5AG. Registered number 15454. Authorised by the Prudential Regulation Authority and regulated by the Financial Conduct Authority and the Prudential Regulation Authority.