

## Benchmark

|                    |                        |
|--------------------|------------------------|
| Benchmark          | IA Flexible Investment |
| Benchmark Category | -                      |
| IA Sector          | Flexible Investment    |

## Identification Codes

|            |              |
|------------|--------------|
| Sedol Code | B83VFR7      |
| Mex Code   | -            |
| Isin Code  | GB00B83VFR76 |
| Citi Code  | G5KK         |

## Fund Overview

|                        |            |
|------------------------|------------|
| Mid (02/04/2026)       | 267.70p    |
| Historic yield         | 1.50%      |
| Fund size (28/02/2026) | £144.77m   |
| Number of holdings     | 4839       |
| Ongoing Charges        | 1.11%      |
| Launch date            | 01/08/2012 |

## Fund Charges

|                 |       |
|-----------------|-------|
| Entry Charge    | 0.00% |
| Ongoing Charges | 1.11% |

## Fund Background

|                     |                |
|---------------------|----------------|
| Valuation frequency | Daily          |
| Valuation point     | 16:00          |
| Fund type           | OEIC           |
| Launch price        | £0.79          |
| Fund currency       | Pound Sterling |
| Fund domicile       | United Kingdom |
| ISA allowable       | Yes            |
| SIPP allowable      | Yes            |

## Dealing

|                         |          |
|-------------------------|----------|
| Minimum Investment      | £3000000 |
| Minimum Top Up          | £10000   |
| Minimum Regular Saving  | -        |
| Settlement Period: Buy  | 4 days   |
| Settlement Period: Sell | 4 days   |
| Pricing Basis           | Forward  |
| Dealing Decimals        | 4        |

## Distribution Dates

| Ex dividend date(s) | Income payment date(s) |
|---------------------|------------------------|
| 01 February         | 31 May                 |

## Aims

To achieve capital growth by investing in markets in both the UK and overseas.

## Performance




## Discrete performance - to last month end

|          | 31/03/21 to 31/03/22 | 31/03/22 to 31/03/23 | 31/03/23 to 31/03/24 | 31/03/24 to 31/03/25 | 31/03/25 to 31/03/26 |
|----------|----------------------|----------------------|----------------------|----------------------|----------------------|
| Fund     | 6.6%                 | -4.2%                | 10.6%                | 1.2%                 | 8.1%                 |
| Sector   | 5.0%                 | -4.0%                | 10.1%                | 2.9%                 | 12.4%                |
| Rank     | 54/134               | 75/144               | 78/149               | 131/157              | 130/166              |
| Quartile | 2                    | 3                    | 3                    | 4                    | 4                    |

## Annualised performance

|          | Annualised          |                     |                      |
|----------|---------------------|---------------------|----------------------|
|          | 3 Years to 31/03/26 | 5 Years to 31/03/26 | 10 Years to 31/03/26 |
| Fund     | 6.6%                | 4.3%                | 6.3%                 |
| Sector   | 8.4%                | 5.1%                | 6.7%                 |
| Rank     | 117/149             | 89/134              | 58/82                |
| Quartile | 4                   | 3                   | 3                    |

## Fund Managers



|              |                        |                    |                    |
|--------------|------------------------|--------------------|--------------------|
| Name:        | Eduardo Jimenez Martin | James de Bunsen    | Tihana Ibrahimasic |
| Manager for: | 2 years, 3 months      | 13 years, 3 months | 8 years, 3 months  |

## Ratings

FE Crown



## Group Details

|                   |                                 |
|-------------------|---------------------------------|
| Group name        | Janus Henderson Investors       |
| Group address     | PO Box 9023 Chelmsford CM99 2WB |
| Group telephone   | 0800 832 832                    |
| Dealing telephone | 0845 608 8703                   |
| Email             | support@henderson.com           |
| Homepage          | www.henderson.com               |
| Fax number        | 0870 888 3094                   |

## Important Information

- Source of portfolio data: Broadridge. Source of performance data: FE fundinfo. We can't predict the future. Past performance isn't a guide to future performance. The figures shown are intended only to demonstrate performance history of the fund, after allowing for the impact of ongoing charges, but take no account of product charges. Ongoing charges may vary in the future and may be higher than they are now. Fund performance is based upon the movement of the daily price and is shown as total return in GBP with income reinvested. The value of your client's investment can go down as well as up and the amount your client gets back may be less than they put in.
- This factsheet is for investment professionals and is for information purposes only. Should you wish to present any of this content to your client, please refer to similar pages on pru.co.uk. You should refer to your client's policy documentation and supporting brochures for fund availability, investment strategy, any product information and charges. Every care has been taken in populating this output, however it must be appreciated that neither Broadridge, Prudential nor their sources guarantee the accuracy, adequacy or completeness of this information or make any warranties regarding results from its usage.

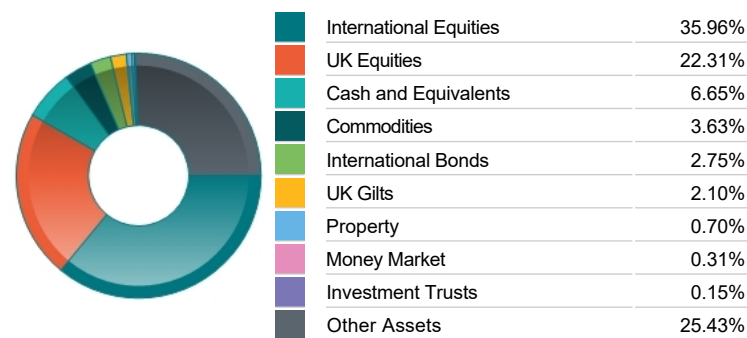
## Top 10 Fund Holdings

| Name   | % Weight | Sector        | Country       |
|--|----------|---------------|---------------|
| 1 iShares iShares plc Core FTSE 100 UCITS ETF GBP (Dist)   | 11.67%   | Managed Funds | Managed Funds |
| 2 iShares iShares VI plc NASDAQ 100 Swap UCITS ETF USD Accu  | 11.30%   | Managed Funds | Managed Funds |
| 3 Dodge & Cox Worldwide Funds Plc Dodge & Cox Worldwide Funds plc - U.S. Stock Fund USD Accumulating Class | 9.53%    | Managed Funds | Managed Funds |
| 4 JANUS HENDERSON JAPAN OPPORTUNITIES FUND Z ACC   | 6.41%    | Managed Funds | Managed Funds |
| 5 Legal & General Investment Managers LGIM Sterling Liquidity Fund Class 4                                 | 6.30%    | Managed Funds | Managed Funds |
| 6 M&G European ex-UK Class Sterling E  | 5.73%    | Managed Funds | Managed Funds |
| 7 iShares iShares III plc S&P 500 Equal Weight UCITS ETF USD (Acc)   | 5.56%    | Managed Funds | Managed Funds |
| 8 BlackRock European Dynamic Class FA  | 5.47%    | Managed Funds | Managed Funds |
| 9 Jupiter UK Dynamic Equity Class X  | 5.27%    | Managed Funds | Managed Funds |
| 10 Lindsell Train WS Lindsell Train UK Equity Income   | 4.30%    | Managed Funds | Managed Funds |

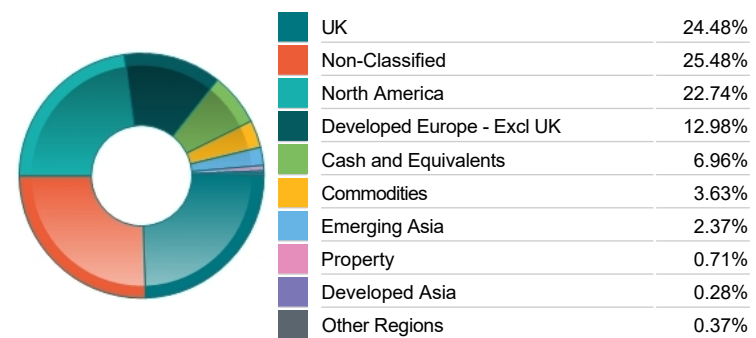
## Top 10 Holdings

| Name                             | % Weight | Sector                               | Country        |
|----------------------------------|----------|--------------------------------------|----------------|
| 1 S&P 500 TOTAL RETURN INDEX 500 | 1.82%    | Non-Classified                       | Non-Classified |
| 2 ASTRAZENECA                    | 1.09%    | Pharmaceuticals & Biotechnology      | United Kingdom |
| 3 HSBC HOLDINGS                  | 1.05%    | Banks                                | United Kingdom |
| 4 SHELL                          | 0.93%    | Non-Renewable Energy                 | United Kingdom |
| 5 GSK                            | 0.73%    | Pharmaceuticals & Biotechnology      | United Kingdom |
| 6 UNILEVER                       | 0.68%    | Personal Care, Drug & Grocery Stores | United Kingdom |
| 7 RELX                           | 0.62%    | Software & Computer Services         | United Kingdom |
| 8 DIAGEO                         | 0.60%    | Beverages                            | United Kingdom |
| 9 LONDON STOCK EXCHANGE GROUP    | 0.60%    | Finance & Credit Services            | United Kingdom |
| 10 BP P.L.C.                     | 0.57%    | Non-Renewable Energy                 | United Kingdom |

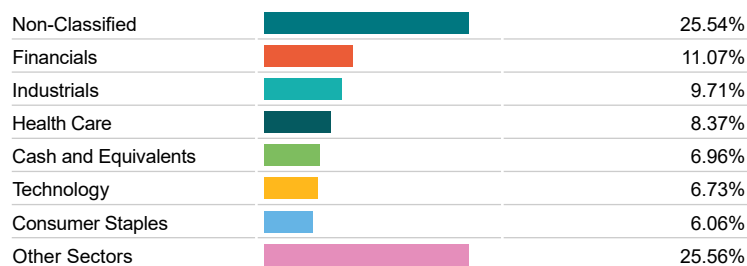
## Asset Allocation



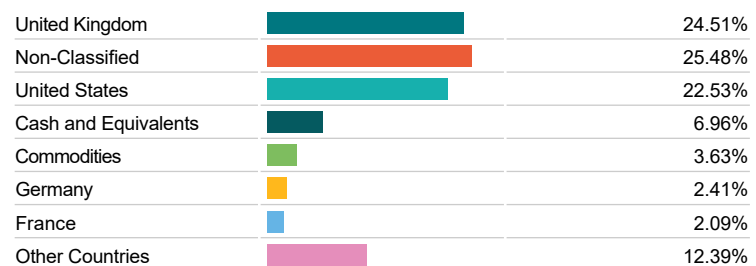
## Regional Allocation



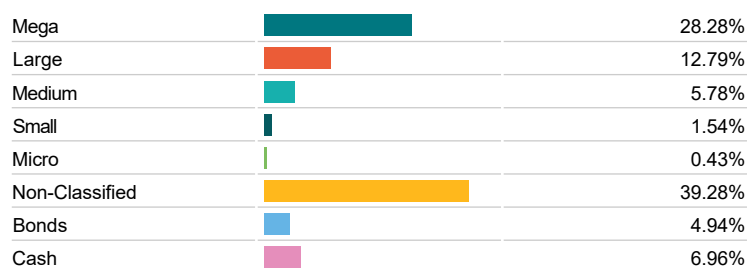
## Sector Breakdown



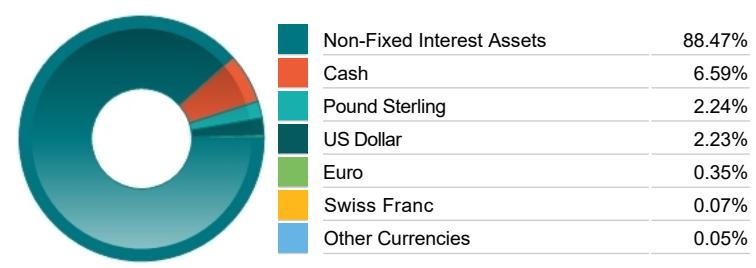
## Top Country Breakdown



## Breakdown By Market Cap (%)



## Fixed Interest Currencies



## Important Information

- The Industry Classification Benchmark is a product of FTSE International Limited and has been licensed for use.
- "Prudential" is a trading name of The Prudential Assurance Company Limited, which is registered in England and Wales. Registered office at 10 Fenchurch Avenue, London EC3M 5AG. Registered number 15454. Authorised by the Prudential Regulation Authority and regulated by the Financial Conduct Authority and the Prudential Regulation Authority.