

Benchmark

Benchmark	The Investment Association Europe ex UK Sector is used as a performance comparator		
Benchmark Category	Comparator		
IA Sector	Europe Excluding UK		

Identification Codes

Sedol Code	BTJRPZ4
Mex Code	0JAAO
Isin Code	GB00BTJRPZ43
Citi Code	GMZ6

Fund Overview

Mid (17/05/2024)	264.84p
Historic yield	1.80%
Fund size (31/12/2023)	£423.93m
Number of holdings	28
Ongoing Charges	0.85%
Launch date	08/06/2015

Fund Charges

Entry Charge	0.00%
Ongoing Charges	0.85%

Fund Background

Valuation frequency	Daily
Valuation point	12:00
Fund type	OEIC
Launch price	£100.00
Fund currency	Pound Sterling
Fund domicile	United Kingdom
ISA allowable	Yes
SIPP allowable	Yes

Dealing

Minimum Investment	£15000000
Minimum Top Up	£500000
Minimum Regular Saving	-
Settlement Period: Buy	4 days
Settlement Period: Sell	4 days
Pricing Basis	Forward
Dealing Decimals	4

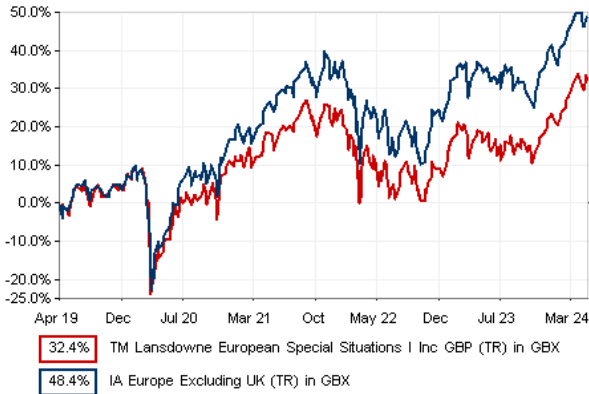
Distribution Dates

Ex dividend date(s)	Income payment date(s)
01 April	31 May
01 October	30 November

Aims

The investment objective of the Fund is to achieve long term capital growth by investing in European (excluding the UK) equities of companies in special situations.

Performance




Discrete performance - to last month end

	30/04/19 to 30/04/20	30/04/20 to 30/04/21	30/04/21 to 30/04/22	30/04/22 to 30/04/23	30/04/23 to 30/04/24
Fund	-9.4%	30.3%	-6.2%	6.4%	12.2%
Sector	-7.2%	35.5%	-2.6%	10.9%	9.3%
Rank	76/128	102/130	115/135	114/142	38/143
Quartile	3	4	4	4	2

Annualised performance

	Annualised		
	3 Years to 30/04/24	5 Years to 30/04/24	10 Years to 30/04/24
Fund	3.9%	5.8%	7.7%
Sector	5.7%	8.2%	7.8%
Rank	103/135	105/128	58/98
Quartile	4	4	3

Fund Managers



Name: Daniel Avigad
Manager for: 0 years, 8 months

Ratings

FE Crown



Group Details

Group name	TM OEIC
Group address	Thesis Asset Management Limited Exchange Building St John's Street Chichester West Sussex PO19 1UP
Group telephone	+44 (0)1243 531 234
Dealing telephone	+44 (0)1243 531 234
Email	ed.baynton-williams@tutman.co.uk
Homepage	https://www.thesisam.com/
Fax number	-

Important Information

- Source of portfolio data: Broadridge. Source of performance data: FE fundinfo. We can't predict the future. Past performance isn't a guide to future performance. The figures shown are intended only to demonstrate performance history of the fund, after allowing for the impact of ongoing charges, but take no account of product charges. Ongoing charges may vary in the future and may be higher than they are now. Fund performance is based upon the movement of the daily price and is shown as total return in GBP with income reinvested. The value of your client's investment can go down as well as up and the amount your client gets back may be less than they put in.
- This factsheet is for investment professionals and is for information purposes only. Should you wish to present any of this content to your client, please refer to similar pages on pru.co.uk. You should refer to your client's policy documentation and supporting brochures for fund availability, investment strategy, any product information and charges. Every care has been taken in populating this output, however it must be appreciated that neither Broadridge, Prudential nor their sources guarantee the accuracy, adequacy or completeness of this information or make any warranties regarding results from its usage.

Top 10 Holdings

Name	% Weight	Sector	Country
1 LINDE PUBLIC LIMITED COMPANY	7.58%	Chemicals	Ireland
2 SCHNEIDER ELECTRIC SE	6.59%	Electronic & Electrical Equipment	France
3 VINCI	6.39%	Construction & Materials	France
4 IBERDROLA SA	6.20%	Electricity	Spain
5 COMPAGNIE GENERALE DES ETABLISSEMENTS MICHELIN	5.61%	Automobiles & Parts	France
6 SIKA AG	5.27%	Construction & Materials	Switzerland
7 RYANAIR HLDGS	4.79%	Travel & Leisure	Ireland
8 CAPGEMINI SE	4.76%	Software & Computer Services	France
9 INTESA SANPAOLO SPA	4.69%	Banks	Italy
10 ESSILORLUXOTTICA	4.68%	Medical Equipment & Services	France

Asset Allocation



Regional Allocation



Equity Sector Breakdown

Industrials	19.79%
Consumer Discretionary	15.37%
Health Care	14.72%
Financials	12.94%
Basic Materials	11.88%
Technology	9.15%
Utilities	6.20%
Other Sectors	9.95%

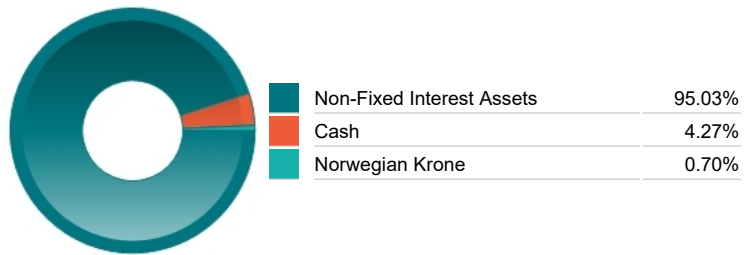
Top Country Breakdown

France	35.25%
Switzerland	12.78%
Ireland	12.37%
Spain	6.20%
Finland	5.98%
Sweden	5.27%
United Kingdom	4.87%
Other Countries	17.29%

Breakdown By Market Cap (%)

Mega	59.71%
Large	11.62%
Medium	1.92%
Non-Classified	26.75%

Fixed Interest Currencies



Important Information

• The Industry Classification Benchmark is a product of FTSE International Limited and has been licensed for use. "Prudential" is a trading name of The Prudential Assurance Company Limited, which is registered in England and Wales. Registered office at 10 Fenchurch Avenue, London EC3M 5AG. Registered number 15454. Authorised by the Prudential Regulation Authority and regulated by the Financial Conduct Authority and the Prudential Regulation Authority.