

Benchmark

Benchmark	IA Mixed Investment (40-85% shares)
Benchmark Category	Comparator
IA Sector	Mixed Investment 40-85% Shares

Identification Codes

Sedol Code	B8FDBQ2
Mex Code	ATFSPM
Isin Code	GB00B8FDBQ23
Citi Code	I5WQ

Fund Overview

Mid (09/05/2025)	266.04p
Historic yield	0.93%
Fund size (31/03/2025)	£2283.55m
Number of holdings	306
Ongoing Charges	0.85%
Launch date	01/02/2013

Fund Charges

Entry Charge	0.00%
Ongoing Charges	0.85%

Fund Background

Valuation frequency	Daily
Valuation point	12:00
Fund type	OEIC
Launch price	£0.50
Fund currency	Pound Sterling
Fund domicile	United Kingdom
ISA allowable	Yes
SIPP allowable	Yes

Dealing

Minimum Investment	£500000
Minimum Top Up	£25000
Minimum Regular Saving	-
Settlement Period: Buy	4 days
Settlement Period: Sell	4 days
Pricing Basis	Forward
Dealing Decimals	3

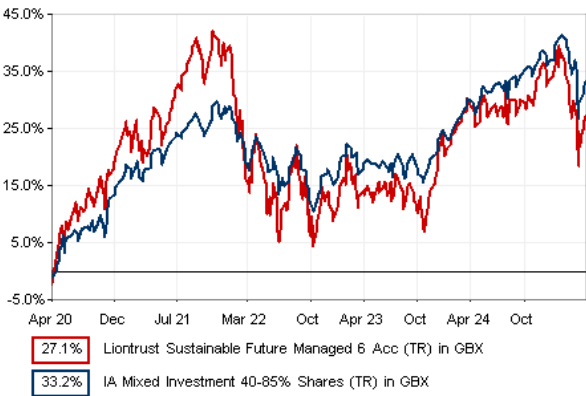
Distribution Dates

Ex dividend date(s)	Income payment date(s)
01 February	31 March
01 August	30 September

Aims

The Fund aims to deliver income and capital growth over the long term (5 years or more).

Performance



Discrete performance - to last month end

	30/04/20 to 30/04/21	30/04/21 to 30/04/22	30/04/22 to 30/04/23	30/04/23 to 30/04/24	30/04/24 to 30/04/25
Fund	27.6%	-7.4%	-4.2%	11.9%	0.4%
Sector	21.4%	-0.1%	-1.9%	8.7%	2.9%
Rank	24/174	184/189	165/199	34/206	198/221
Quartile	1	4	4	1	4

Annualised performance

	3 Years to 30/04/25	5 Years to 30/04/25	10 Years to 30/04/25
Fund	2.5%	4.9%	7.3%
Sector	3.2%	5.9%	4.7%
Rank	138/199	127/174	7/110
Quartile	3	3	1

Fund Managers



Name: Peter Michaelis Simon Clements  
Manager for: 24 years, 2 months 12 years, 3 months

Ratings

FE Crown



Group Details

Group name	Liontrust Fund Partners LLP
Group address	2 Savoy Court London WC2R 0EZ
Group telephone	020 7412 1766
Dealing telephone	020 7964 4774
Email	info@liontrust.co.uk
Homepage	www.liontrust.co.uk
Fax number	020 7412 1779

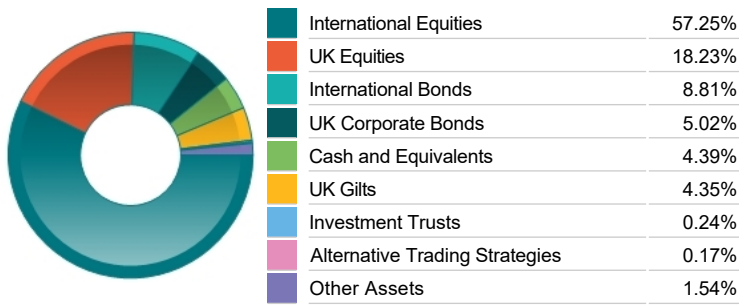
Important Information

- Source of portfolio data: Broadridge. Source of performance data: FE fundinfo. We can't predict the future. Past performance isn't a guide to future performance. The figures shown are intended only to demonstrate performance history of the fund, after allowing for the impact of ongoing charges, but take no account of product charges. Ongoing charges may vary in the future and may be higher than they are now. Fund performance is based upon the movement of the daily price and is shown as total return in GBP with income reinvested. The value of your client's investment can go down as well as up and the amount your client gets back may be less than they put in.
- This factsheet is for investment professionals and is for information purposes only. Should you wish to present any of this content to your client, please refer to similar pages on pru.co.uk. You should refer to your client's policy documentation and supporting brochures for fund availability, investment strategy, any product information and charges. Every care has been taken in populating this output, however it must be appreciated that neither Broadridge, Prudential nor their sources guarantee the accuracy, adequacy or completeness of this information or make any warranties regarding results from its usage.

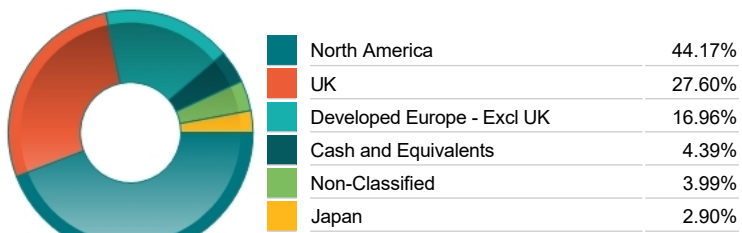
Top 10 Holdings

Name	% Weight	Sector	Country
1 ⅔% Green Gilt 2033	2.99%	Bonds	United Kingdom
2 CADENCE DESIGN SYSTEMS	2.13%	Software & Computer Services	United States
3 VISA	2.08%	Industrial Support Services	United States
4 RINGKJOEBING LANDBOBANK	2.03%	Banks	Denmark
5 NASDAQ	2.01%	Investment Banking & Brokerage Services	United States
6 THERMO FISHER SCIENTIFIC	1.92%	Medical Equipment & Services	United States
7 ALPHABET INC	1.84%	Software & Computer Services	United States
8 ECOLAB	1.78%	Chemicals	United States
9 MICROSOFT CORPORATION	1.68%	Software & Computer Services	United States
10 American Tower Corporation American Tower Corp Ord USD0.01	1.59%	Real Estate Investment Trusts	United States

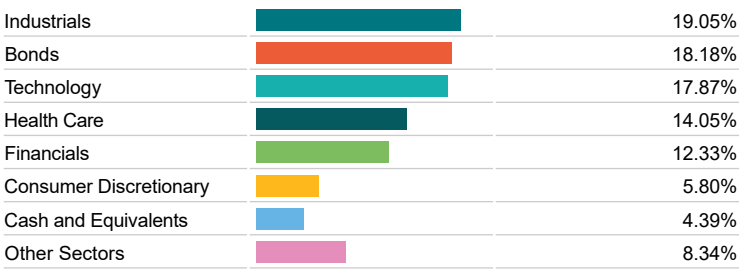
Asset Allocation



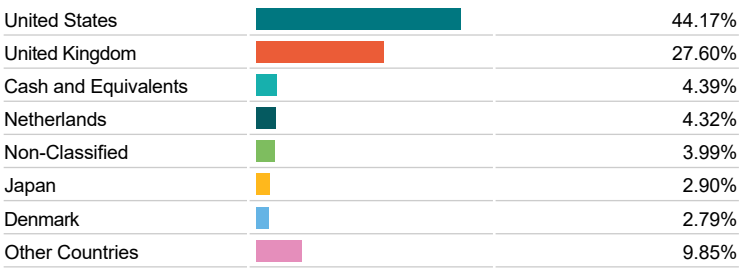
Regional Allocation



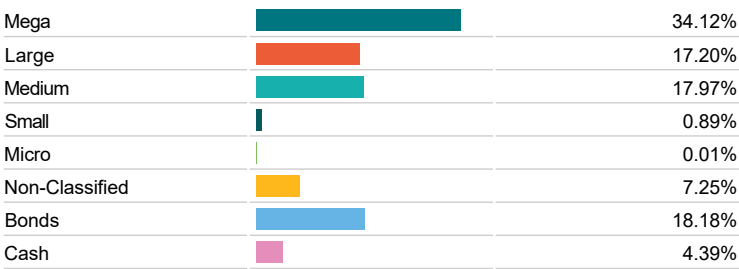
Equity Sector Breakdown



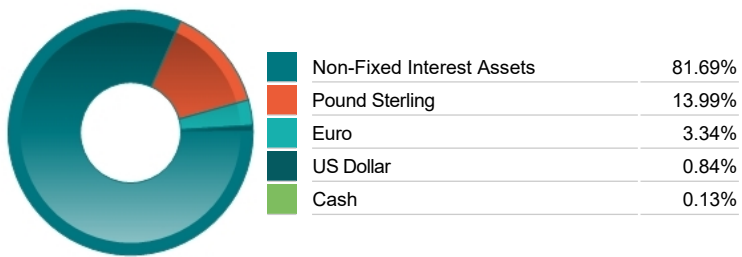
Top Country Breakdown



Breakdown By Market Cap (%)



Fixed Interest Currencies



Important Information

- The Industry Classification Benchmark is a product of FTSE International Limited and has been licensed for use.
- "Prudential" is a trading name of The Prudential Assurance Company Limited, which is registered in England and Wales. Registered office at 10 Fenchurch Avenue, London EC3M 5AG. Registered number 15454. Authorised by the Prudential Regulation Authority and regulated by the Financial Conduct Authority and the Prudential Regulation Authority.

## Commentary

The Fund is managed against a composite benchmark, with approximately 30% of the portfolio invested in bonds. The bulk of the Fund's assets are invested in equities on a longer-term view of growth prospects, while within the bond portfolio we have limited exposure to gilts as yields are at unattractively low levels and we anticipate a period of market weakness in early 2013. Amongst the key contributors last month was bus and rail franchise operator National Express. Despite the difficult economic background, the company remains on course to meet its full year earnings target with the c2c franchise driving revenues in its rail division. In Europe, we have identified several companies whose specialty healthcare solutions significantly enhance quality of patient life. Swedish group Elekta is a good example. The company is a provider of radiation surgery equipment for cancer treatment, gained on optimism that it will continue to gain market share from rivals such as Varian Medical Systems and Siemens. We continue to favour data centre providers such as US group Equinix, which has recorded strong sales growth on the back of demand for digital technology with data storage solutions providing scope for efficient management of energy costs.

## Important Information

- "Prudential" is a trading name of The Prudential Assurance Company Limited, which is registered in England and Wales. Registered office at 10 Fenchurch Avenue, London EC3M 5AG. Registered number 15454. Authorised by the Prudential Regulation Authority and regulated by the Financial Conduct Authority and the Prudential Regulation Authority.