

**Benchmark**

Benchmark	MSCI Emerging Markets Index
Benchmark Category	Target
IA Sector	Global Emerging Markets

**Identification Codes**

Sedol Code	BG03Y20
Mex Code	-
Isin Code	GB00BG03Y207
Citi Code	Q4R0

**Fund Overview**

Mid (02/04/2026)	183.54p
Historic yield	1.91%
Fund size (28/02/2026)	£1118.76m
Number of holdings	345
Ongoing Charges	0.65%
Launch date	05/02/2009

**Fund Charges**

Entry Charge	0.00%
Ongoing Charges	0.65%

**Fund Background**

Valuation frequency	Daily
Valuation point	12:00
Fund type	OEIC
Launch price	\$1.00
Fund currency	Pound Sterling
Fund domicile	United Kingdom
ISA allowable	Yes
SIPP allowable	Yes

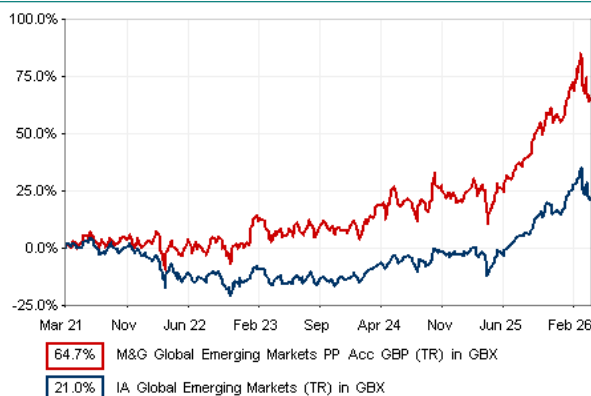
**Dealing**

Minimum Investment	-
Minimum Top Up	-
Minimum Regular Saving	-
Settlement Period: Buy	-
Settlement Period: Sell	-
Pricing Basis	None
Dealing Decimals	-

**Aims**

The Fund aims to provide a higher total return (the combination of capital growth and income), net of the Ongoing Charge Figure, than that of the MSCI Emerging Markets Index over any five-year period.

**Performance**



**Discrete performance - to last month end**

	31/03/21 to 31/03/22	31/03/22 to 31/03/23	31/03/23 to 31/03/24	31/03/24 to 31/03/25	31/03/25 to 31/03/26
Fund	2.0%	5.1%	10.4%	4.5%	33.1%
Sector	-8.7%	-4.4%	6.0%	3.2%	26.7%
Rank	15/152	4/161	45/167	88/174	45/181
Quartile	1	1	2	3	1

**Annualised performance**

	Annualised		
	3 Years to 31/03/26	5 Years to 31/03/26	10 Years to 31/03/26
Fund	15.4%	10.5%	10.8%
Sector	11.5%	3.9%	8.1%
Rank	34/167	7/152	9/104
Quartile	1	1	1

**Fund Managers**



Name: Michael Bourke  
Manager for: 7 years, 6 months

**Ratings**

FE Crown



**Group Details**

Group name	M&G Investments
Group address	10 Fenchurch Avenue London EC3M 5AG United Kingdom
Group telephone	0800 390 390
Dealing telephone	0800 328 3196
Email	info@mandg.co.uk
Homepage	www.mandg.co.uk
Fax number	-


**Important Information**

- Source of portfolio data: Broadridge. Source of performance data: FE fundinfo. We can't predict the future. Past performance isn't a guide to future performance. The figures shown are intended only to demonstrate performance history of the fund, after allowing for the impact of ongoing charges, but take no account of product charges. Ongoing charges may vary in the future and may be higher than they are now. Fund performance is based upon the movement of the daily price and is shown as total return in GBP with income reinvested. The value of your client's investment can go down as well as up and the amount your client gets back may be less than they put in.
- This factsheet is for investment professionals and is for information purposes only. Should you wish to present any of this content to your client, please refer to similar pages on pru.co.uk. You should refer to your client's policy documentation and supporting brochures for fund availability, investment strategy, any product information and charges. Every care has been taken in populating this output, however it must be appreciated that neither Broadridge, Prudential nor their sources guarantee the accuracy, adequacy or completeness of this information or make any warranties regarding results from its usage.

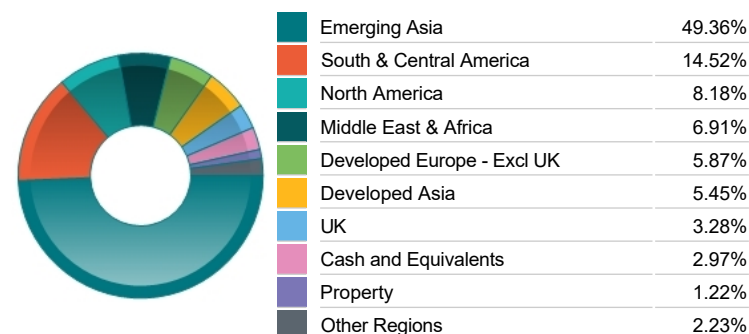
Top 10 Holdings

Name	% Weight	Sector	Country
1 TAIWAN SEMICONDUCTOR MANUFACTURING COMPANY LIMITED	8.30%	Technology Hardware & Equipment	Taiwan
2 SAMSUNG ELECTRONICS CO. LTD	5.27%	Telecommunications Equipment	South Korea
3 PROSUS N.V.	4.13%	Software & Computer Services	Netherlands
4 SAMSUNG ELECTRONICS CO. LTD	3.08%	Telecommunications Equipment	South Korea
5 ABSA GROUP	2.48%	Banks	South Africa
6 HDFC BANK LIMITED	2.39%	Banks	India
7 AIA GROUP LIMITED	1.87%	Life Insurance	Hong Kong
8 SHINHAN FINANCIAL GROUP CO. LTD	1.84%	Banks	South Korea
9 PT BANK MANDIRI (PERSERO) TBK	1.59%	Banks	Indonesia
10 HYUNDAI MOTOR COMPANY CO. LTD	1.56%	Automobiles & Parts	South Korea

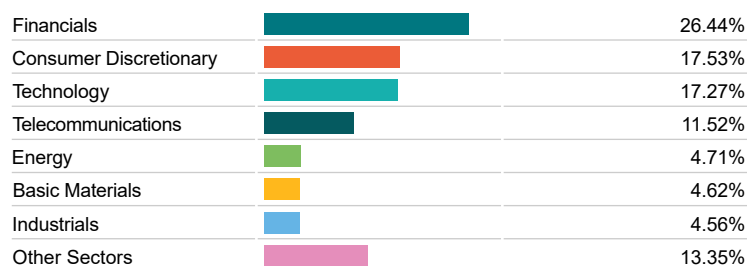
Asset Allocation



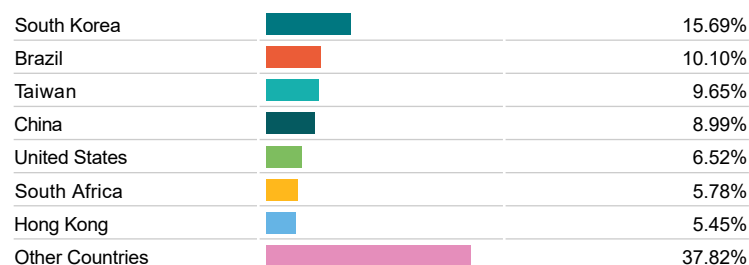
Regional Allocation



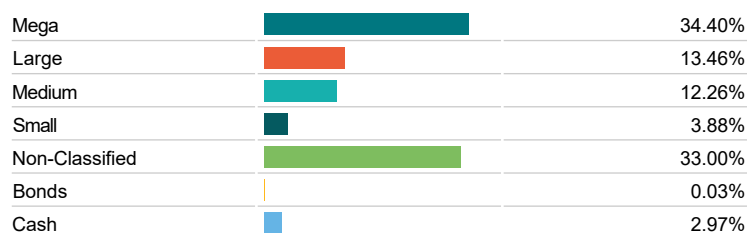
Equity Sector Breakdown



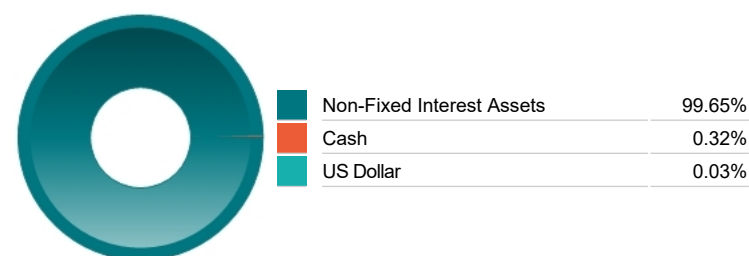
Top Country Breakdown



Breakdown By Market Cap (%)



Fixed Interest Currencies



Important Information

- The Industry Classification Benchmark is a product of FTSE International Limited and has been licensed for use.
- "Prudential" is a trading name of The Prudential Assurance Company Limited, which is registered in England and Wales. Registered office at 10 Fenchurch Avenue, London EC3M 5AG. Registered number 15454. Authorised by the Prudential Regulation Authority and regulated by the Financial Conduct Authority and the Prudential Regulation Authority.