

Benchmark

Benchmark	none
Benchmark Category	-
IA Sector	Volatility Managed

Identification Codes

Sedol Code	BCZW5J8
Mex Code	V9ACNS
Isin Code	GB00BCZW5J81
Citi Code	JMMC

Fund Overview

Mid (10/04/2026)	223.54p
Historic yield	1.73%
Fund size (31/03/2026)	£125.67m
Number of holdings	10675
Ongoing Charges	0.78%
Launch date	03/12/2013

Fund Charges

Entry Charge	0.00%
Ongoing Charges	0.78%

Fund Background

Valuation frequency	Daily
Valuation point	07:59
Fund type	OEIC
Launch price	£1.00
Fund currency	Pound Sterling
Fund domicile	United Kingdom
ISA allowable	Yes
SIPP allowable	Yes

Dealing

Minimum Investment	£1000000
Minimum Top Up	£500
Minimum Regular Saving	£0
Settlement Period: Buy	4 days
Settlement Period: Sell	4 days
Pricing Basis	Forward
Dealing Decimals	3

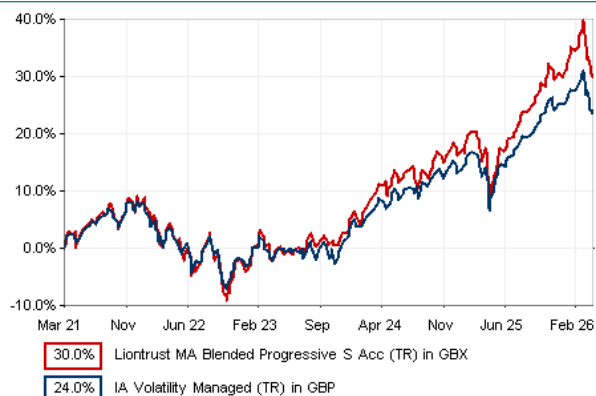
Distribution Dates

Ex dividend date(s)	Income payment date(s)
01 January	31 January

Aims

The Fund seeks to achieve capital growth and income with an above median level of volatility (risk), having a risk profile of 5, in a range from 1 to 7 where 1 is the lowest risk and 7 the highest.

Performance




Discrete performance - to last month end

	31/03/21 to 31/03/22	31/03/22 to 31/03/23	31/03/23 to 31/03/24	31/03/24 to 31/03/25	31/03/25 to 31/03/26
Fund	4.6%	-4.9%	12.0%	4.3%	11.8%
Sector	4.0%	-4.6%	9.6%	3.5%	10.1%
Rank	68/179	97/182	51/198	54/201	69/206
Quartile	2	3	2	2	2

Annualised performance

	Annualised		
	3 Years to 31/03/26	5 Years to 31/03/26	10 Years to 31/03/26
Fund	9.3%	5.4%	6.9%
Sector	7.7%	4.4%	5.5%
Rank	51/198	54/179	21/96
Quartile	2	2	1

Fund Managers



Name: Multi-Asset investment team
 Manager for: 4 years, 11 months

Ratings

FE Crown



Group Details

Group name	Liontrust Fund Partners LLP
Group address	2 Savoy Court London WC2R 0EZ
Group telephone	020 7412 1766
Dealing telephone	020 7964 4774
Email	info@liontrust.co.uk
Homepage	www.liontrust.co.uk
Fax number	020 7412 1779

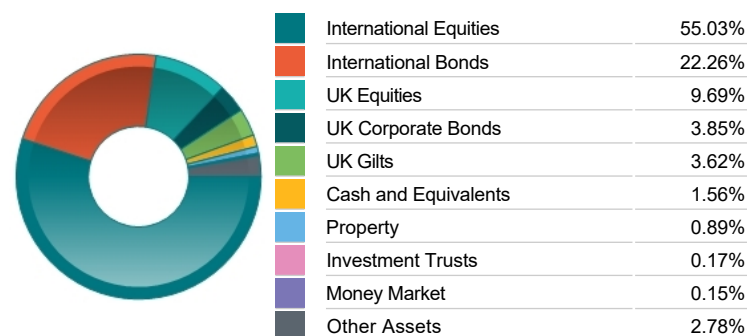
Top 10 Fund Holdings

Name	% Weight
1 Legal & General US Index Trust C	10.82%
2 Liontrust GF Global Corporate Bond Class C11	10.42%
3 Legal & General ICAV L&G Emerging Markets Equity Index Fund Class C	9.23%
4 Liontrust GF High Yield Bond Class C11 Hedged	7.05%
5 HSBC Global Government Bond Index Class S2QH	6.16%
6 abrdn OEIC abrdn Asia Pacific ex-Japan Equity Tracker Class N	4.43%
7 Artemis SmartGARP Global Emerging Markets Equity Class E	3.75%
8 BlackRock iShares UK Equity Index Class L	3.11%
9 BlackRock iShares Japan Equity Index Class L	2.88%
10 Natixis Loomis Sayles US Growth Equity Class S1/A	2.66%

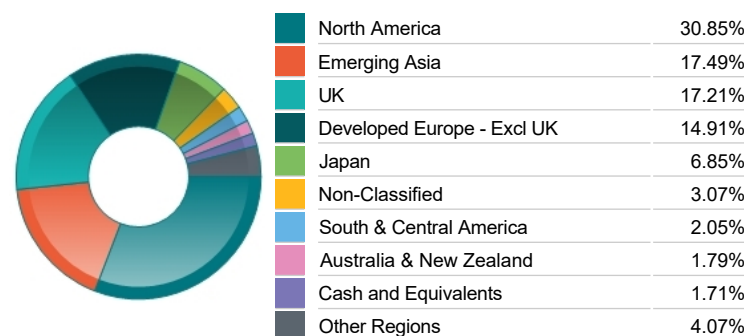
Top 10 Holdings

Name	% Weight
1 TAIWAN SEMICONDUCTOR MANUFACTURING COMPANY LIMITED	2.49%
2 SAMSUNG ELECTRONICS CO. LTD	1.20%
3 NVIDIA CORPORATION	1.02%
4 APPLE	0.73%
5 TENCENT HOLDINGS LIMITED	0.71%
6 MICROSOFT CORPORATION	0.64%
7 ALPHABET	0.63%
8 ALIBABA GROUP HOLDING LIMITED	0.60%
9 AMAZON.COM	0.50%
10 SK HYNIX	0.48%

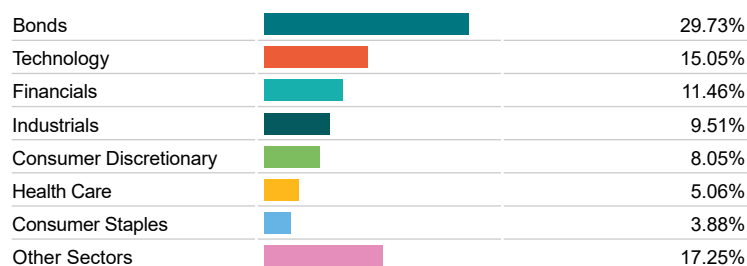
Asset Allocation



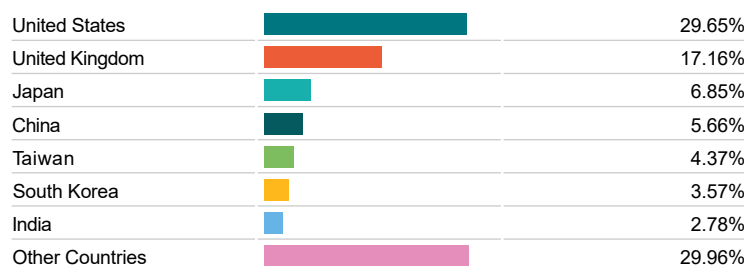
Regional Allocation



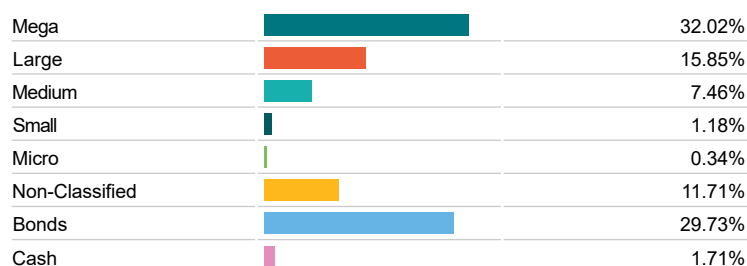
Sector Breakdown



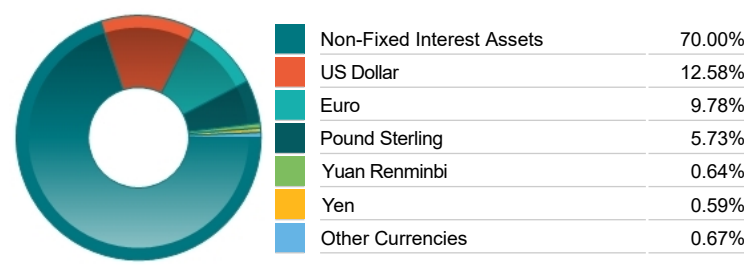
Top Country Breakdown



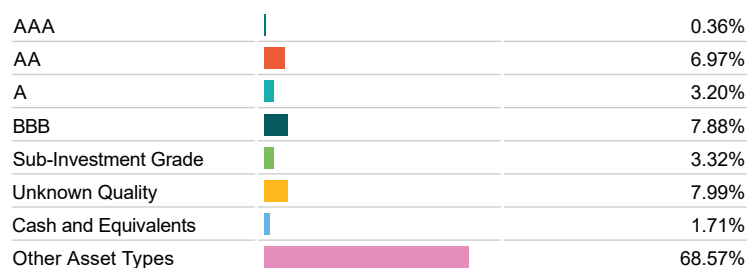
Breakdown By Market Cap (%)



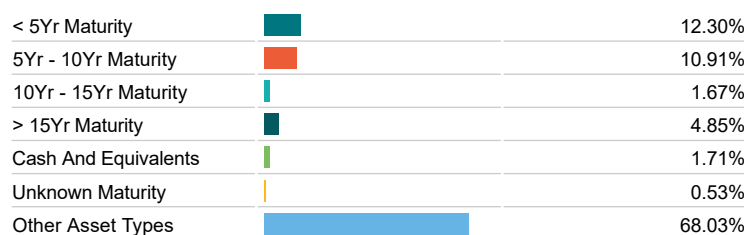
Fixed Interest Currencies



Fixed Interest Quality Profile



Fixed Interest Maturity Profile



Important Information

- The Industry Classification Benchmark is a product of FTSE International Limited and has been licensed for use.
- "Prudential" is a trading name of The Prudential Assurance Company Limited, which is registered in England and Wales. Registered office at 10 Fenchurch Avenue, London EC3M 5AG. Registered number 15454. Authorised by the Prudential Regulation Authority and regulated by the Financial Conduct Authority and the Prudential Regulation Authority.