

## Benchmark

Benchmark	none
Benchmark Category	-
IA Sector	Volatility Managed

## Identification Codes

Sedol Code	BCZW5K9
Mex Code	V9ACNT
Isin Code	GB00BCZW5K96
Citi Code	JMMD

## Fund Overview

Mid (02/04/2026)	193.71p
Historic yield	1.94%
Fund size (28/02/2026)	£352.05m
Number of holdings	17764
Ongoing Charges	0.76%
Launch date	03/12/2013

## Fund Charges

Entry Charge	0.00%
Ongoing Charges	0.76%

## Fund Background

Valuation frequency	Daily
Valuation point	07:59
Fund type	OEIC
Launch price	£1.00
Fund currency	Pound Sterling
Fund domicile	United Kingdom
ISA allowable	Yes
SIPP allowable	Yes

## Dealing

Minimum Investment	£1000000
Minimum Top Up	£500
Minimum Regular Saving	£0
Settlement Period: Buy	4 days
Settlement Period: Sell	4 days
Pricing Basis	Forward
Dealing Decimals	3

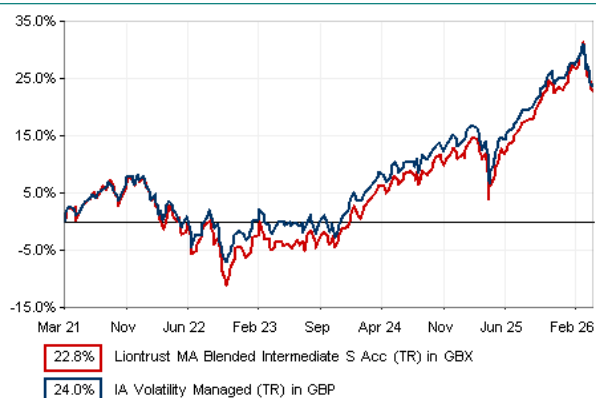
## Distribution Dates

Ex dividend date(s)	Income payment date(s)
01 January	31 January

## Aims

The Fund seeks to achieve capital growth and income with a median level of volatility (risk), having a risk profile of 4, in a range from 1 to 7 where 1 is the lowest risk and 7 is the highest.

## Performance




## Discrete performance - to last month end

	31/03/21 to 31/03/22	31/03/22 to 31/03/23	31/03/23 to 31/03/24	31/03/24 to 31/03/25	31/03/25 to 31/03/26
Fund	3.1%	-6.6%	10.8%	4.2%	10.5%
Sector	4.0%	-4.6%	9.6%	3.5%	10.1%
Rank	103/186	167/189	76/205	65/208	94/213
Quartile	3	4	2	2	2

## Annualised performance

	Annualised		
	3 Years to 31/03/26	5 Years to 31/03/26	10 Years to 31/03/26
Fund	8.5%	4.2%	5.6%
Sector	7.7%	4.4%	5.5%
Rank	81/205	94/186	44/96
Quartile	2	3	2

## Fund Managers



Name: Multi-Asset investment team  
 Manager for: 4 years, 11 months

## Ratings

FE Crown



## Group Details

Group name	Liontrust Fund Partners LLP
Group address	2 Savoy Court London WC2R 0EZ
Group telephone	020 7412 1766
Dealing telephone	020 7964 4774
Email	info@liontrust.co.uk
Homepage	www.liontrust.co.uk
Fax number	020 7412 1779

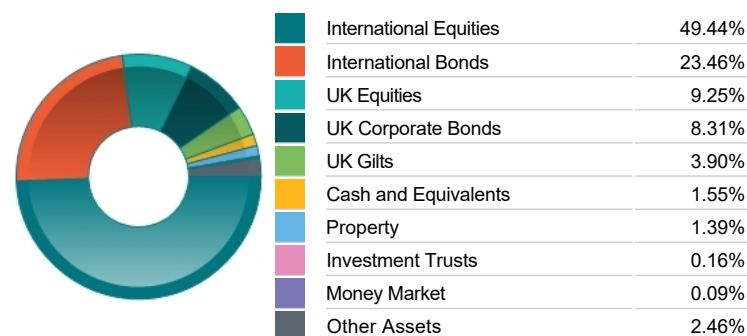
## Top 10 Fund Holdings

Name	% Weight
1 BlackRock iShares Corporate Bond Index Class L	11.64%
2 Legal & General US Index Trust C	8.90%
3 Legal & General ICAV L&G Emerging Markets Equity Index Fund Class C	8.15%
4 Liontrust GF Global Corporate Bond Class C11	7.95%
5 Liontrust GF Global Short Dated Corporate Bond Class C11 Hedged	4.86%
6 Liontrust GF High Yield Bond Class C11 Hedged	4.45%
7 abrdn OEIC abrdn Asia Pacific ex-Japan Equity Tracker Class N	3.98%
8 Artemis SmartGARP Global Emerging Markets Equity Class E	3.30%
9 BlackRock iShares UK Equity Index Class L	3.03%
10 BlackRock iShares Japan Equity Index Class L	2.79%

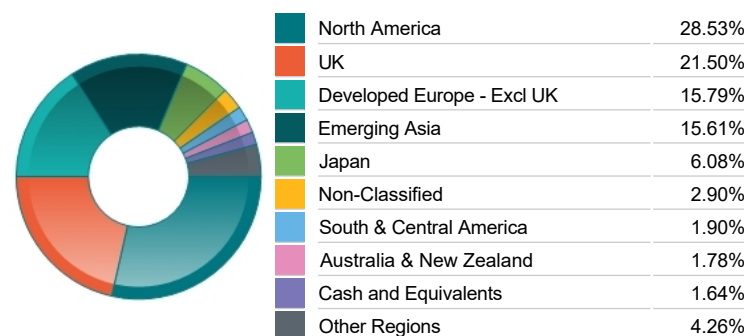
## Top 10 Holdings

Name	% Weight
1 TAIWAN SEMICONDUCTOR MANUFACTURING COMPANY LIMITED	2.10%
2 SAMSUNG ELECTRONICS CO. LTD	1.00%
3 NVIDIA CORPORATION	0.87%
4 TENCENT HOLDINGS LIMITED	0.78%
5 ALIBABA GROUP HOLDING LIMITED	0.61%
6 MICROSOFT CORPORATION	0.56%
7 APPLE	0.56%
8 ALPHABET	0.53%
9 AMAZON.COM	0.46%
10 SK HYNIX	0.42%

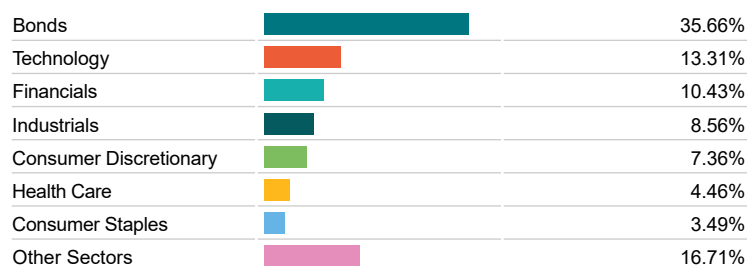
## Asset Allocation



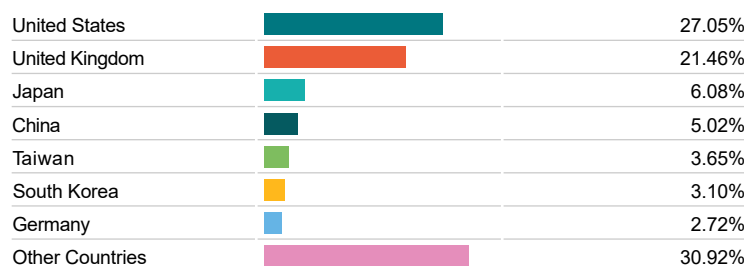
## Regional Allocation



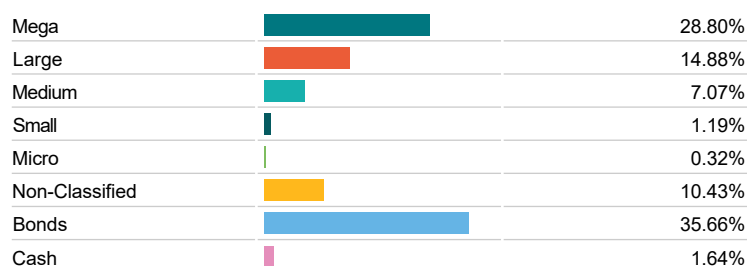
## Sector Breakdown



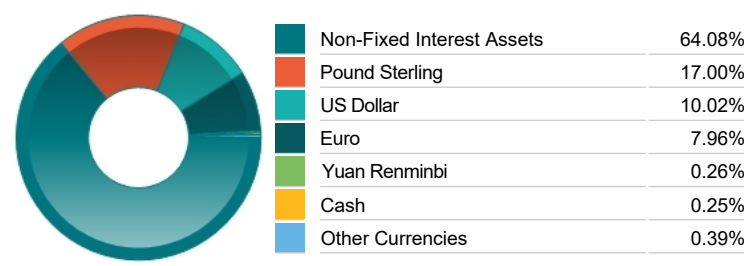
## Top Country Breakdown



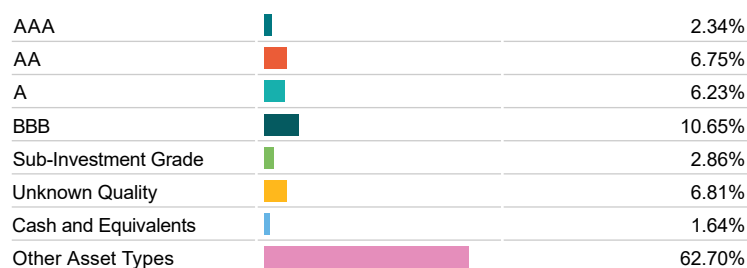
## Breakdown By Market Cap (%)



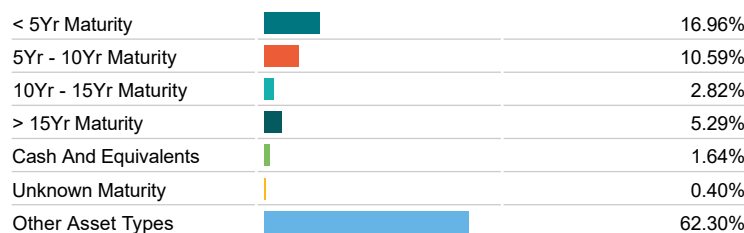
## Fixed Interest Currencies



## Fixed Interest Quality Profile



## Fixed Interest Maturity Profile



## Important Information

- The Industry Classification Benchmark is a product of FTSE International Limited and has been licensed for use.
- "Prudential" is a trading name of The Prudential Assurance Company Limited, which is registered in England and Wales. Registered office at 10 Fenchurch Avenue, London EC3M 5AG. Registered number 15454. Authorised by the Prudential Regulation Authority and regulated by the Financial Conduct Authority and the Prudential Regulation Authority.