

Benchmark

Benchmark	Merrill Lynch Eurosterling Index (NUK)
Sector	ABI Sterling Corporate Bond

Identification Codes

Sedol Code	B59WLW0
Mex Code	PUFMBI
Isin Code	GB00B59WLW05
Citi Code	I2X8

Fund Overview

Bid (04/03/2022)	158.90
Offer (04/03/2022)	167.20
Fund size (31/07/2022)	£0.01m
Underlying Fund size	£1724.88m
Number of holdings	266
Launch date	25/01/2010

Fund Charges

Annual Management Charge (AMC)	1.35%
Further Costs	0.00%
Yearly Total	1.35%

Aims



Objective: The investment strategy of the fund is to purchase units in the Fidelity MoneyBuilder Income Fund - the underlying fund.

Underlying Fund Objective: The fund aims to deliver an income with the potential to increase the value of your investment. The fund will be at least 70% exposed to sterling-denominated (or hedged back to sterling) investment grade debt instruments.

Performance

No data available! Please enter a valid code!

Fund Managers



Name:	Shamil Pankhania	Kristian Atkinson	Sajiv Vaid
Manager of the underlying fund for:	1 years, 2 months	5 years, 4 months	5 years, 4 months

Ratings

FE Crown



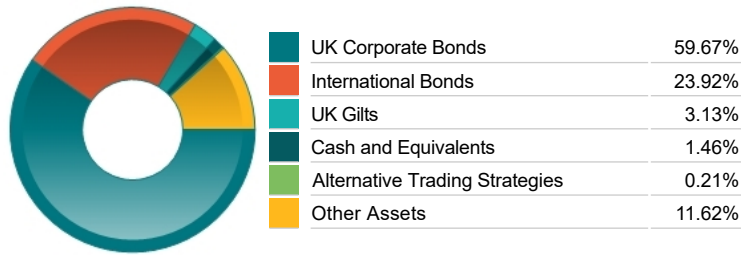
Important Information

- Some funds may invest in ‘underlying’ funds or other investment vehicles. The performance of our fund, compared to what it’s invested in won’t be exactly the same. That can be due to additional charges, cash management (needed to help people to enter and leave our fund when they want), tax and the timing of investments (this is known as a fund’s dealing cycle, it varies between managers and can be several days).
- Source of portfolio data: Broadridge. Source of performance data: FE fundinfo. We can’t predict the future. Past performance isn’t a guide to future performance. The figures shown are intended only to demonstrate performance history of the fund, after allowing for the impact of fund charges and further costs, but take no account of product charges, or any Annual Management Charge paid for by the deduction of units. Charges and further costs may vary in the future and may be higher than they are now. Fund performance is based upon the movement of the daily price and is shown as total return in GBP with gross income reinvested. The value of your client’s investment can go down as well as up and the amount your client gets back may be less than they put in.
- This factsheet is for investment professionals and is for information purposes only. Should you wish to present any of this content to your client, please refer to similar pages on pru.co.uk. You should refer to your client’s policy documentation and supporting brochures for fund availability, investment strategy, any product information and charges. Every care has been taken in populating this output, however it must be appreciated that neither Broadridge, Prudential nor their sources guarantee the accuracy, adequacy or completeness of this information or make any warranties regarding results from its usage.


Top 10 Holdings

Name	% Weight	Sector	Country
1 WESTFIELD STRATFORD CITY FINANCE NO 2 PLC 1.642% 08/04/2031 REGS	1.72%	Bonds	United Kingdom
2 CHANNEL LINK ENTERPRIC FIN PLC 3.043%/VAR 06/30/2050 REGS	1.66%	Bonds	United Kingdom
3 HEATHROW FDG 6.45%/VAR 12/31 RGS	1.46%	Bonds	United States
4 HSBC BANK FND 5.844%/VRN PERP	1.45%	Bonds	United Kingdom
5 METROCENTRE FINANCE PLC VAR 12/06/2028	1.36%	Bonds	United Kingdom
6 DIGNITY FINANCE PLC 3.5456% 12/31/2034 REGS	1.34%	Bonds	United Kingdom
7 LOGICOR 2019-1 UK PLC 1.875% 11/17/2031 REGS	1.25%	Bonds	United Kingdom
8 4¼% Treasury Gilt 2040	1.25%	Bonds	United Kingdom
9 PRUDENTIAL PLC 5.625%/VAR 10/20/2051 REGS	1.23%	Bonds	United Kingdom
10 ASPIRE DEFENCE FINANCE PLC 4.674% 03/31/2040	1.23%	Bonds	United Kingdom


Asset Allocation



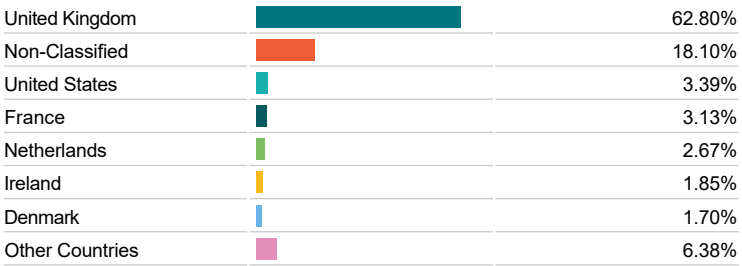
Regional Allocation



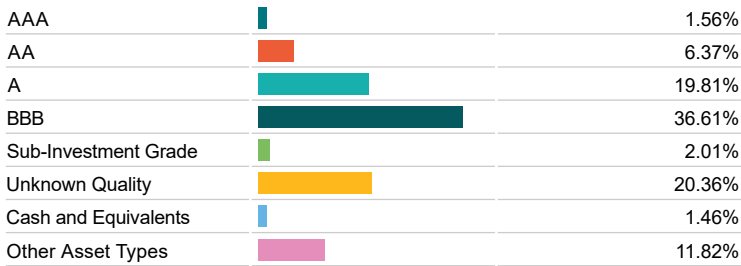
Bond Sector Breakdown



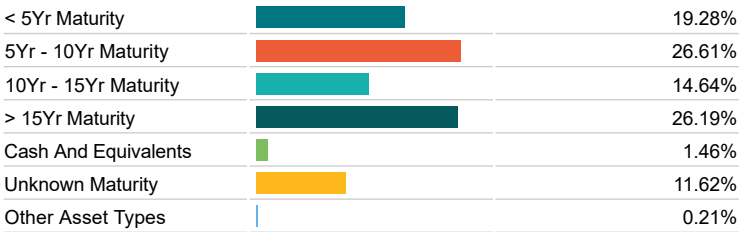
Top Country Breakdown



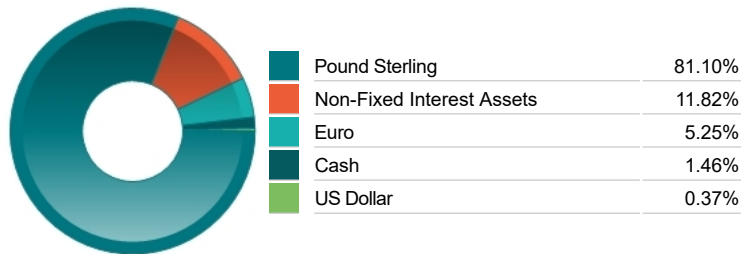
Fixed Interest Quality Profile



Fixed Interest Maturity Profile



Fixed Interest Currencies



Important Information

- The Industry Classification Benchmark is a product of FTSE International Limited and has been licensed for use.
- "Prudential" is a trading name of The Prudential Assurance Company Limited, which is registered in England and Wales. Registered office at 10 Fenchurch Avenue, London EC3M 5AG. Registered number 15454. Authorised by the Prudential Regulation Authority and regulated by the Financial Conduct Authority and the Prudential Regulation Authority.