

Benchmark

Benchmark	MSCI World Gross TR Index
Benchmark Category	Target
IA Sector	Global

Identification Codes

Sedol Code	BNC0XT8
Mex Code	-
Isin Code	GB00BNC0XT88
Citi Code	W8VC

Fund Overview

Mid (18/11/2024)	101.98p
Historic yield	0.53%
Fund size (31/05/2024)	£24.12m
Number of holdings	34
Ongoing Charges	0.66%
Launch date	-

Fund Charges

Entry Charge	0.00%
Ongoing Charges	0.66%

Fund Background

Valuation frequency	Daily
Valuation point	-
Fund type	OEIC
Launch price	-
Fund currency	Pound Sterling
Fund domicile	-
ISA allowable	No
SIPP allowable	No

Dealing

Minimum Investment	-
Minimum Top Up	-
Minimum Regular Saving	-
Settlement Period: Buy	3 days
Settlement Period: Sell	3 days
Pricing Basis	Forward
Dealing Decimals	-

Aims

The fund has two aims: to provide combined capital growth and income that is higher than that of the MSCI World Index over any five-year period; and to invest in companies that aim to deliver solutions to the challenge of climate change. At least 80% of the fund is invested in the shares of companies from any developed market. The fund usually holds shares in fewer than 40 companies. The fund invests over the long term in companies delivering solutions to the climate change challenge alongside a financial return. Sustainability and impact considerations are fundamental in the stock selection process. The fund embraces the UN Sustainable Development Goals framework and invests in companies focused on areas including clean energy, green technology and the promotion of a circular economy.

Performance

No data available! Please enter a valid code!

Fund Managers



Name: Randeep Somel
Manager for: 4 years, 6 months

Ratings

FE Crown	★★★★★
----------	-------

Group Details

Group name	M&G Investments
Group address	10 Fenchurch Avenue London EC3M 5AG United Kingdom
Group telephone	0800 390 390
Dealing telephone	0800 328 3196
Email	info@mandg.co.uk
Homepage	www.mandg.co.uk
Fax number	-


Important Information

- Source of portfolio data: Broadridge. Source of performance data: FE fundinfo. We can't predict the future. Past performance isn't a guide to future performance. The figures shown are intended only to demonstrate performance history of the fund, after allowing for the impact of ongoing charges, but take no account of product charges. Ongoing charges may vary in the future and may be higher than they are now. Fund performance is based upon the movement of the daily price and is shown as total return in GBP with income reinvested. The value of your client's investment can go down as well as up and the amount your client gets back may be less than they put in.
- This factsheet is for investment professionals and is for information purposes only. Should you wish to present any of this content to your client, please refer to similar pages on pru.co.uk. You should refer to your client's policy documentation and supporting brochures for fund availability, investment strategy, any product information and charges. Every care has been taken in populating this output, however it must be appreciated that neither Broadridge, Prudential nor their sources guarantee the accuracy, adequacy or completeness of this information or make any warranties regarding results from its usage.


Top 10 Holdings

Name	% Weight	Sector	Country
1 REPUBLIC SERVICES	5.55%	Waste & Disposal Services	United States
2 LINDE PUBLIC LIMITED COMPANY	5.06%	Chemicals	Ireland
3 SCHNEIDER ELECTRIC SE	4.37%	Electronic & Electrical Equipment	France
4 ENPHASE ENERGY	4.20%	Renewable Energy	United States
5 BEFESA SA	4.02%	Waste & Disposal Services	Luxembourg
6 ANSYS	3.94%	Software & Computer Services	United States
7 INFINEON TECHNOLOGIES AG	3.92%	Technology Hardware & Equipment	Germany
8 SYNOPSYS	3.87%	Software & Computer Services	United States
9 ON SEMICONDUCTOR CORPORATION	3.74%	Technology Hardware & Equipment	United States
10 AMERICAN WATER WORKS CO INC	3.57%	Gas, Water & Multi-utilities	United States

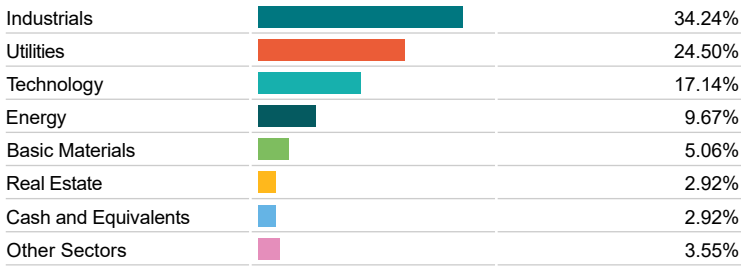
Asset Allocation



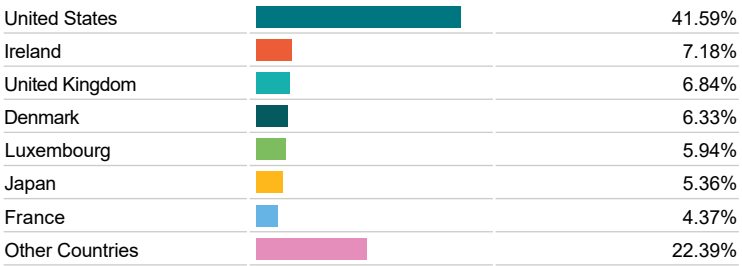
Regional Allocation



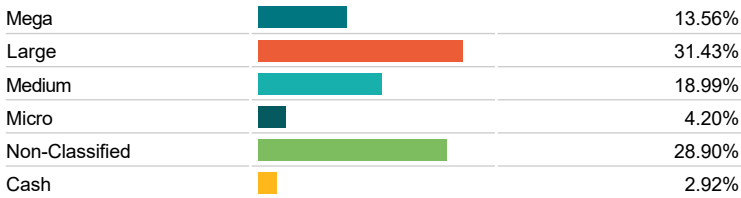
Equity Sector Breakdown



Top Country Breakdown



Breakdown By Market Cap (%)



Important Information

- The Industry Classification Benchmark is a product of FTSE International Limited and has been licensed for use.
- "Prudential" is a trading name of The Prudential Assurance Company Limited, which is registered in England and Wales. Registered office at 10 Fenchurch Avenue, London EC3M 5AG. Registered number 15454. Authorised by the Prudential Regulation Authority and regulated by the Financial Conduct Authority and the Prudential Regulation Authority.