

## Benchmark

Benchmark MSCI World Gross TR Index

## Identification Codes

Sedol Code	BNC0XT8
Mex Code	-
Isin Code	GB00BNC0XT88
Citi Code	-

## Fund Overview

Mid	-
Historic yield	-
Fund size (30/06/2022)	£23.29m
Number of holdings	35
Ongoing Charges	0.60%
Launch date	-

## Fund Charges

Entry Charge	0.00%
Ongoing Charges	0.60%

## Fund Background

Valuation frequency	-
Valuation point	-
Fund type	Not Applicable
Launch price	-
Fund currency	Pound Sterling
Fund domicile	-
ISA allowable	-
SIPP allowable	-

## Dealing

Minimum Investment	-
Minimum Top Up	-
Minimum Regular Saving	-
Settlement Period: Buy	3 days
Settlement Period: Sell	3 days
Pricing Basis	Forward
Dealing Decimals	-

## Performance

## Fund Managers



Name: Randeep Somel  
Manager for: 1 years, 9 months

## Group Details

Group name	M&G Investments
Group address	10 Fenchurch Avenue London EC3M 5AG United Kingdom
Group telephone	0800 390 390
Dealing telephone	0800 328 3196
Email	info@mandg.co.uk
Homepage	www.mandg.co.uk
Fax number	-


## Important Information

- Source of portfolio data: Broadridge. Source of performance data: FE fundinfo. We can't predict the future. Past performance isn't a guide to future performance. The figures shown are intended only to demonstrate performance history of the fund, after allowing for the impact of ongoing charges, but take no account of product charges. Ongoing charges may vary in the future and may be higher than they are now. Fund performance is based upon the movement of the daily price and is shown as total return in GBP with income reinvested. The value of your client's investment can go down as well as up and the amount your client gets back may be less than they put in.
- This factsheet is for investment professionals and is for information purposes only. Should you wish to present any of this content to your client, please refer to similar pages on pru.co.uk. You should refer to your client's policy documentation and supporting brochures for fund availability, investment strategy, any product information and charges. Every care has been taken in populating this output, however it must be appreciated that neither Broadridge, Prudential nor their sources guarantee the accuracy, adequacy or completeness of this information or make any warranties regarding results from its usage.

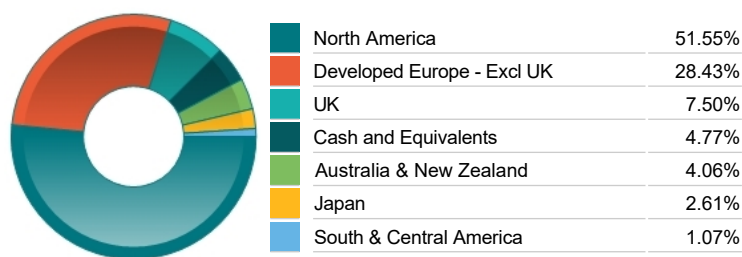
**Top 10 Holdings**

Name	% Weight	Sector	Country
1 REPUBLIC SERVICES INC	5.63%	Waste & Disposal Services	United States
2 LINDE	5.18%	Chemicals	Ireland
3 ON SEMICONDUCTOR CORPORATION	4.36%	Technology Hardware & Equipment	United States
4 WABTEC CORP	4.19%	Industrial Transportation	United States
5 BRAMBLES LTD	4.06%	General Industrials	Australia
6 BALL CORPORATION	4.00%	General Industrials	United States
7 DARLING INGREDIENTS	3.92%	Food Producers	United States
8 WEYERHAEUSER CO	3.89%	Real Estate Investment Trusts	United States
9 JOHNSON CONTROLS INTL	3.78%	Electronic & Electrical Equipment	Ireland
10 EQUINIX	3.69%	Real Estate Investment Trusts	United States

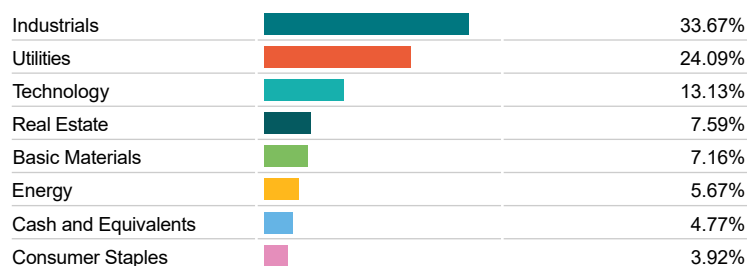
**Asset Allocation**



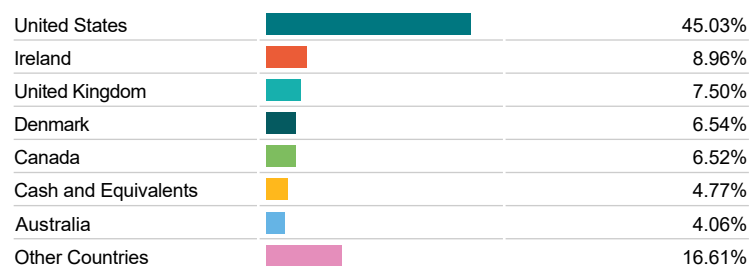
**Regional Allocation**



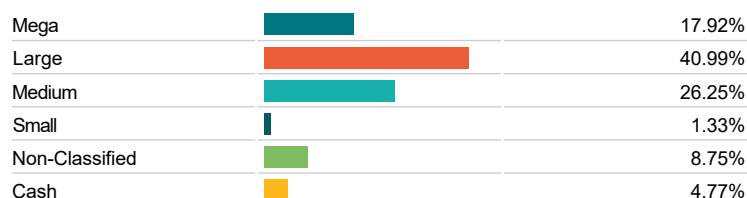
**Equity Sector Breakdown**



**Top Country Breakdown**



**Breakdown By Market Cap (%)**



**Important Information**

- The Industry Classification Benchmark is a product of FTSE International Limited and has been licensed for use. "Prudential" is a trading name of The Prudential Assurance Company Limited, which is registered in England and Wales. Registered office at 10 Fenchurch Avenue, London EC3M 5AG. Registered number 15454. Authorised by the Prudential Regulation Authority and regulated by the Financial Conduct Authority and the Prudential Regulation Authority.