

## Benchmark

Benchmark	FTSE World Europe ex UK Net TR Index - in GBP
Benchmark Category	-
IA Sector	Europe Excluding UK

## Identification Codes

Sedol Code	B83MH18
Mex Code	MYKAAO
Isin Code	GB00B83MH186
Citi Code	G6HV

## Fund Overview

Mid (07/04/2026)	465.38p
Historic yield	4.00%
Fund size (28/02/2026)	£7505.65m
Number of holdings	816
Ongoing Charges	0.05%
Launch date	29/06/2012

## Fund Charges

Entry Charge	0.00%
Ongoing Charges	0.05%

## Fund Background

Valuation frequency	Daily
Valuation point	12:00
Fund type	Unit Trust
Launch price	£1.00
Fund currency	Pound Sterling
Fund domicile	United Kingdom
ISA allowable	Yes
SIPP allowable	Yes

## Dealing

Minimum Investment	£100000
Minimum Top Up	£100
Minimum Regular Saving	-
Settlement Period: Buy	3 days
Settlement Period: Sell	3 days
Pricing Basis	Forward
Dealing Decimals	3

## Distribution Dates

Ex dividend date(s)	Income payment date(s)
01 March	30 April
01 September	31 October

## Aims

The aim of the Fund is to seek to achieve capital growth for investors by tracking closely the performance of the FTSE Continental Europe Index by investing in companies in the Index. Investment will be made directly into constituent companies and via other transferable securities giving exposure to such companies. The Fund may also invest in permitted money market instruments, permitted deposits, and units in collective investment schemes. Derivatives and forward transactions may be used for the purposes of efficient portfolio management.

## Performance




## Discrete performance - to last month end

	31/03/21 to 31/03/22	31/03/22 to 31/03/23	31/03/23 to 31/03/24	31/03/24 to 31/03/25	31/03/25 to 31/03/26
Fund	6.6%	7.1%	13.8%	2.8%	15.6%
Sector	4.2%	6.5%	12.3%	0.9%	12.1%
Rank	30/131	76/136	66/137	77/138	39/140
Quartile	1	3	2	3	2

## Annualised performance

	Annualised		
	3 Years to 31/03/26	5 Years to 31/03/26	10 Years to 31/03/26
Fund	10.6%	9.1%	10.0%
Sector	8.3%	7.1%	8.7%
Rank	53/137	44/131	25/107
Quartile	2	2	1

## Fund Managers



Name: Kieran Doyle  
Manager for: 10 years

## Group Details

Group name	BlackRock Investment Management (UK) Limited
Group address	12 Throgmorton Avenue London EC2N 2DL
Group telephone	08457 405 405
Dealing telephone	0800 445522
Email	broker.services@blackrock.com
Homepage	www.blackrock.co.uk
Fax number	020 7743 1135

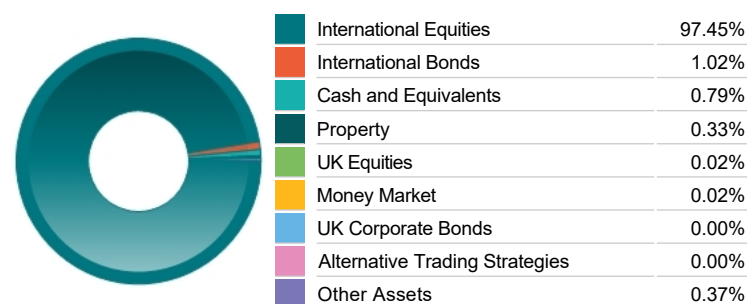
## Important Information

- Source of portfolio data: Broadridge. Source of performance data: FE fundinfo. We can't predict the future. Past performance isn't a guide to future performance. The figures shown are intended only to demonstrate performance history of the fund, after allowing for the impact of ongoing charges, but take no account of product charges. Ongoing charges may vary in the future and may be higher than they are now. Fund performance is based upon the movement of the daily price and is shown as total return in GBP with income reinvested. The value of your client's investment can go down as well as up and the amount your client gets back may be less than they put in.
- This factsheet is for investment professionals and is for information purposes only. Should you wish to present any of this content to your client, please refer to similar pages on pru.co.uk. You should refer to your client's policy documentation and supporting brochures for fund availability, investment strategy, any product information and charges. Every care has been taken in populating this output, however it must be appreciated that neither Broadridge, Prudential nor their sources guarantee the accuracy, adequacy or completeness of this information or make any warranties regarding results from its usage.

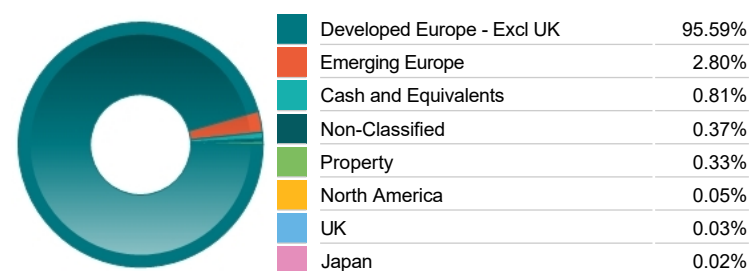
## Top 10 Holdings

Name	% Weight	Sector	Country
1 ASML HOLDING N.V.	4.85%	Technology Hardware & Equipment	Netherlands
2 ROCHE HOLDING PAR AG	2.84%	Non-Classified	Switzerland
3 NOVARTIS AG	2.76%	Pharmaceuticals & Biotechnology	Switzerland
4 NESTLE S.A.	2.34%	Food Producers	Switzerland
5 SIEMENS AKTIENGESELLSCHAFT	1.82%	General Industrials	Germany
6 SAP SE	1.76%	Software & Computer Services	Germany
7 BANCO SANTANDER S.A.	1.60%	Banks	Spain
8 SCHNEIDER ELECTRIC SE	1.50%	Electronic & Electrical Equipment	France
9 ALLIANZ SE	1.48%	Non-life Insurance	Germany
10 LVMH MOET HENNESSY LOUIS VUITTON	1.39%	Personal Goods	France

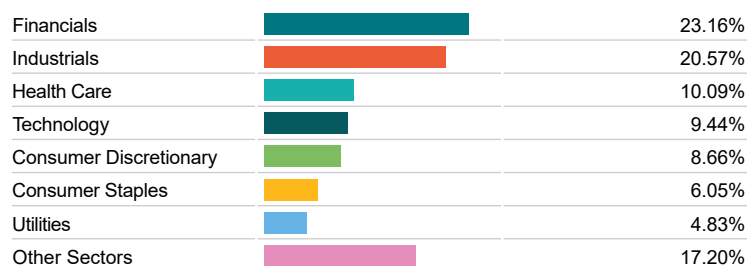
## Asset Allocation



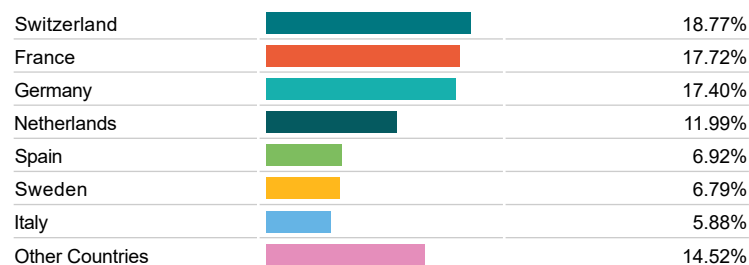
## Regional Allocation



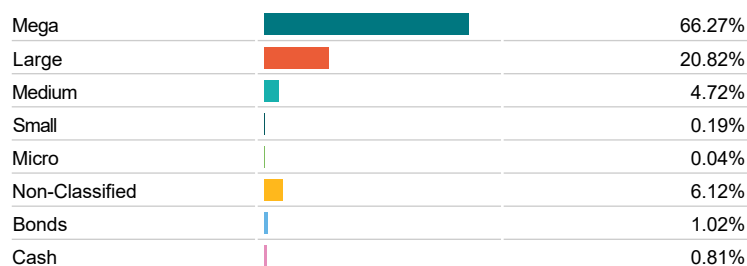
## Equity Sector Breakdown



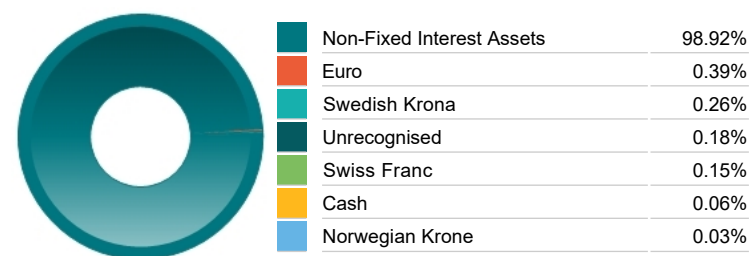
## Top Country Breakdown



## Breakdown By Market Cap (%)



## Fixed Interest Currencies



## Important Information

- The Industry Classification Benchmark is a product of FTSE International Limited and has been licensed for use.
- "Prudential" is a trading name of The Prudential Assurance Company Limited, which is registered in England and Wales. Registered office at 10 Fenchurch Avenue, London EC3M 5AG. Registered number 15454. Authorised by the Prudential Regulation Authority and regulated by the Financial Conduct Authority and the Prudential Regulation Authority.