

Benchmark

Benchmark	Investment Association Sterling High Yield sector
Benchmark Category	Comparator
IA Sector	£ High Yield

Identification Codes

Sedol Code	3142556
Mex Code	SEOPBA
Isin Code	GB0031425563
Citi Code	A224

Fund Overview

Mid (18/09/2025)	416.58p
Distribution yield	-
Underlying yield	7.41%
Fund size (31/07/2025)	£1165.51m
Number of holdings	185
Ongoing Charges	0.58%
Launch date	22/03/2002

Fund Charges

Entry Charge	0.00%
Ongoing Charges	0.58%

Fund Background

Valuation frequency	Daily
Valuation point	12:00
Fund type	OEIC
Launch price	£1.00
Fund currency	Pound Sterling
Fund domicile	United Kingdom
ISA allowable	Yes
SIPP allowable	Yes

Dealing

Minimum Investment	£2000000
Minimum Top Up	£1000
Minimum Regular Saving	-
Settlement Period: Buy	3 days
Settlement Period: Sell	3 days
Pricing Basis	Forward
Dealing Decimals	4

Distribution Dates

Ex dividend date(s)	Income payment date(s)
01 January	31 January
01 February	28 February
01 March	30 March
01 April	30 April
01 May	31 May
01 June	30 June
01 July	31 July
01 August	31 August
01 September	30 September
01 October	31 October
01 November	30 November
01 December	31 December

Aims

The investment objective is to provide a combination of income and capital growth over any 7 year period.

Performance



Discrete performance - to last month end

	31/08/20 to 31/08/21	31/08/21 to 31/08/22	31/08/22 to 31/08/23	31/08/23 to 31/08/24	31/08/24 to 31/08/25
Fund	13.4%	-8.7%	7.7%	13.9%	11.0%
Sector	9.8%	-10.3%	5.4%	11.8%	8.1%
Rank	5/27	7/29	3/29	7/29	2/30
Quartile	1	1	1	1	1

Annualised performance

	3 Years to 31/08/25	5 Years to 31/08/25	10 Years to 31/08/25
Fund	10.8%	7.1%	5.4%
Sector	8.4%	4.6%	4.3%
Rank	2/29	4/27	2/22
Quartile	1	1	1

Fund Managers



Name: Mark Benbow
Manager for: 6 years, 9 months

Ratings

FE Crown



Group Details

Group name	Aegon Asset Management
Group address	3 Lochside Avenue Edinburgh Park EDINBURGH EH12 9SA
Group telephone	0800 45 44 22
Dealing telephone	0800 169 5186
Email	info@kamescapital.com
Homepage	www.aegonam.com
Fax number	-


Important Information

- Source of portfolio data: Broadridge. Source of performance data: FE fundinfo. We can't predict the future. Past performance isn't a guide to future performance. The figures shown are intended only to demonstrate performance history of the fund, after allowing for the impact of ongoing charges, but take no account of product charges. Ongoing charges may vary in the future and may be higher than they are now. Fund performance is based upon the movement of the daily price and is shown as total return in GBP with income reinvested. The value of your client's investment can go down as well as up and the amount your client gets back may be less than they put in.
- This factsheet is for investment professionals and is for information purposes only. Should you wish to present any of this content to your client, please refer to similar pages on pru.co.uk. You should refer to your client's policy documentation and supporting brochures for fund availability, investment strategy, any product information and charges. Every care has been taken in populating this output, however it must be appreciated that neither Broadridge, Prudential nor their sources guarantee the accuracy, adequacy or completeness of this information or make any warranties regarding results from its usage.

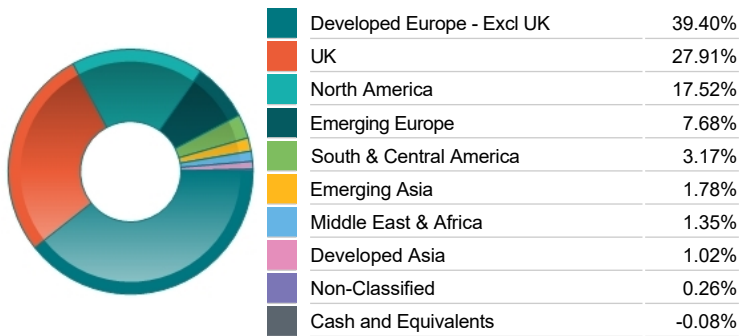
Top 10 Holdings

Name	% Weight	Sector	Country
1 MPT OPER PARTNERSP/FINL 7% 15/02/2032 REGS	2.52%	Bonds	United States
2 BELLIS ACQUISITION CO 8.125% 14/05/2030 REGS	2.17%	Bonds	United Kingdom
3 VIVION INVESTMENTS PIK 8% 28/02/2029 EMTN	1.54%	Bonds	Luxembourg
4 ALPHA SERV & HLDGS VAR 08/08/2171	1.44%	Bonds	Greece
5 EDGE FINCO PLC 8.125% 15/08/2031 REGS	1.36%	Bonds	United Kingdom
6 SMYRNA READY MIX CONCR 8.875% 15/11/2031 144A	1.25%	Bonds	United States
7 KOHL'S CORPORATION 10% 01/06/2030 144A	1.24%	Bonds	United States
8 DFLT ADLER FIN SAR PIK 8.25% 31/12/2028 1L	1.22%	Bonds	Luxembourg
9 METRO BANK HOLDINGS PLC VAR 30/04/2029 REGS	1.18%	Bonds	United Kingdom
10 GALAXY BIDCO LTD 8.125% 19/12/2029 REGS	1.16%	Bonds	Non-Classified

Asset Allocation



Regional Allocation



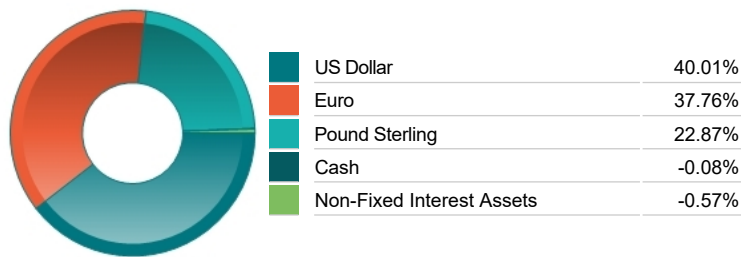
Bond Sector Breakdown

Bonds	100.64%
Financials	0.65%
Non-Classified	0.51%
Cash and Equivalents	-0.08%
Alternative Trading Strategies	-1.74%

Fixed Interest Quality Profile

BBB	2.12%
Sub-Investment Grade	24.31%
Unknown Quality	74.21%
Cash and Equivalents	-0.08%
Other Asset Types	-0.57%

Fixed Interest Currencies



Top Country Breakdown

United Kingdom	27.25%
United States	17.52%
Luxembourg	8.52%
Italy	7.89%
Netherlands	4.63%
Germany	4.12%
Sweden	4.10%
Other Countries	25.99%

Fixed Interest Maturity Profile

< 5Yr Maturity	61.79%
5Yr - 10Yr Maturity	28.38%
10Yr - 15Yr Maturity	1.43%
> 15Yr Maturity	9.04%
Cash And Equivalents	-0.08%
Unknown Maturity	0.51%
Other Asset Types	-1.08%

Important Information

- The Industry Classification Benchmark is a product of FTSE International Limited and has been licensed for use.
- "Prudential" is a trading name of The Prudential Assurance Company Limited, which is registered in England and Wales. Registered office at 10 Fenchurch Avenue, London EC3M 5AG. Registered number 15454. Authorised by the Prudential Regulation Authority and regulated by the Financial Conduct Authority and the Prudential Regulation Authority.