

Benchmark

Benchmark	IA Mixed Investment 40%-85% Shares Sector Average
Benchmark Category	-
IA Sector	Mixed Investment 40-85% Shares

Identification Codes

Sedol Code	B4351D9
Mex Code	RWAAAV
Isin Code	GB00B4351D99
Citi Code	09PW

Fund Overview

Mid (12/02/2026)	356.65p
Historic yield	2.83%
Fund size (31/12/2025)	£2001.48m
Number of holdings	1547
Ongoing Charges	1.51%
Launch date	19/09/2011

Fund Charges

Entry Charge	0.00%
Ongoing Charges	1.51%

Fund Background

Valuation frequency	Daily
Valuation point	12:00
Fund type	Unit Trust
Launch price	£0.50
Fund currency	Pound Sterling
Fund domicile	United Kingdom
ISA allowable	Yes
SIPP allowable	Yes

Dealing

Minimum Investment	£5000000
Minimum Top Up	£50000
Minimum Regular Saving	-
Settlement Period: Buy	4 days
Settlement Period: Sell	4 days
Pricing Basis	Forward
Dealing Decimals	2

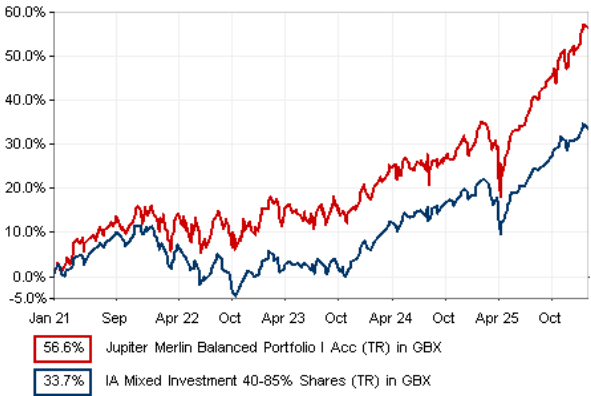
Distribution Dates

Ex dividend date(s)	Income payment date(s)
01 December	31 January
01 June	31 July

Aims

To provide a return, through a combination of capital growth and income, net of fees, over the long-term (at least five years).

Performance



Discrete performance - to last month end

	31/01/21 to 31/01/22	31/01/22 to 31/01/23	31/01/23 to 31/01/24	31/01/24 to 31/01/25	31/01/25 to 31/01/26
Fund	11.8%	3.0%	4.9%	11.9%	15.8%
Sector	6.0%	-2.3%	4.4%	12.7%	9.8%
Rank	17/178	8/184	92/192	130/208	10/214
Quartile	1	1	2	3	1

Annualised performance

	3 Years to 31/01/26	5 Years to 31/01/26	10 Years to 31/01/26
Fund	10.8%	9.4%	8.9%
Sector	8.9%	6.0%	7.0%
Rank	38/192	7/178	16/119
Quartile	1	1	1

Fund Managers



Name: Jupiter Merlin team
Manager for: 23 years, 4 months

Ratings

FE Crown



Group Details

Group name	Jupiter Unit Trust Managers Limited
Group address	The Zig Zag Building, 70 Victoria Street, London, SW1E 6SQ
Group telephone	020 3817 1063
Dealing telephone	0800 561 4000
Email	intermediary-sales-support@jupiteram.com
Homepage	www.jupiteram.com
Fax number	0800 561 4001

Important Information

- Source of portfolio data: Broadridge. Source of performance data: FE fundinfo. We can't predict the future. Past performance isn't a guide to future performance. The figures shown are intended only to demonstrate performance history of the fund, after allowing for the impact of ongoing charges, but take no account of product charges. Ongoing charges may vary in the future and may be higher than they are now. Fund performance is based upon the movement of the daily price and is shown as total return in GBP with income reinvested. The value of your client's investment can go down as well as up and the amount your client gets back may be less than they put in.
- This factsheet is for investment professionals and is for information purposes only. Should you wish to present any of this content to your client, please refer to similar pages on pru.co.uk. You should refer to your client's policy documentation and supporting brochures for fund availability, investment strategy, any product information and charges. Every care has been taken in populating this output, however it must be appreciated that neither Broadridge, Prudential nor their sources guarantee the accuracy, adequacy or completeness of this information or make any warranties regarding results from its usage.

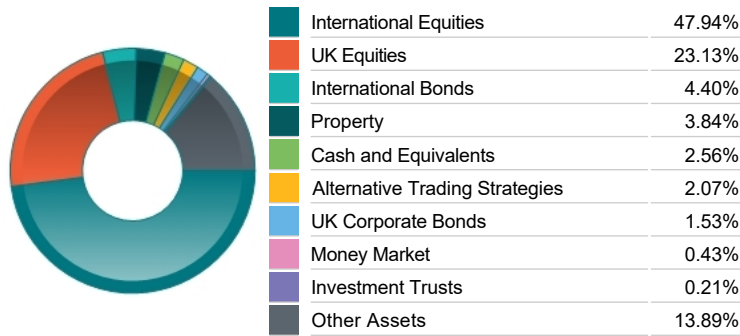
Top 10 Fund Holdings

Name	% Weight	Sector	Country
1 Morant Wright WS Morant Wright Nippon Yield Class B	16.98%	Managed Funds	Managed Funds
2 Jupiter Global Value Class I	14.67%	Managed Funds	Managed Funds
3 IFSL Evenlode Income Class C	9.93%	Managed Funds	Managed Funds
4 Man Group GLG Income Class D	9.68%	Managed Funds	Managed Funds
5 BlueBox Global Technology Class J - USD	8.15%	Managed Funds	Managed Funds
6 MFS Meridian MFS Meridian Funds - Contrarian Value Class IS 2	6.71%	Managed Funds	Managed Funds
7 Aegon AM High Yield Global Bond (Ireland) Class J (Hedged)	6.16%	Managed Funds	Managed Funds
8 Prevatt Global Fund	5.67%	Non-Classified	Non-Classified
9 Janus Henderson Horizon Global Smaller Companies Class M1 USD	4.76%	Managed Funds	Managed Funds
10 WisdomTree ETC WisdomTree Core Physical Gold (LSE)	3.74%	Managed Funds	Managed Funds

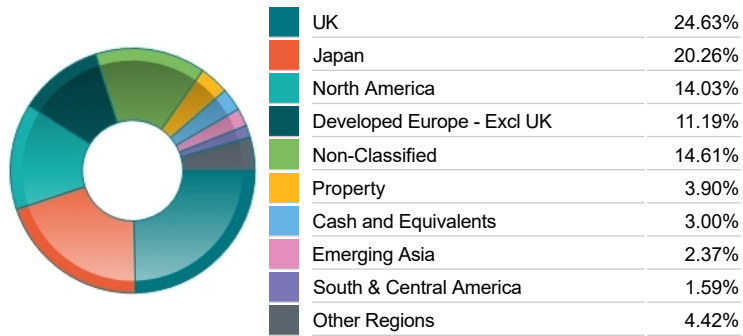
Top 10 Holdings

Name	% Weight	Sector	Country
1 Prevatt Global Fund	5.67%	Non-Classified	Non-Classified
2 Mayfair Capital Commercial Property	2.86%	Property	Direct Property and REITs
3 Long Walk Fund	2.15%	Non-Classified	Non-Classified
4 Jupiter Merian Global Equity Absolute Return Class I Hedged	1.55%	Non-Classified	Alternative Trading Strategies
5 GSK	1.15%	Pharmaceuticals & Biotechnology	United Kingdom
6 UNILEVER	0.79%	Personal Care, Drug & Grocery Stores	United Kingdom
7 BP P.L.C.	0.66%	Non-Renewable Energy	United Kingdom
8 BARCLAYS	0.65%	Banks	United Kingdom
9 MITSUI SUMITOMO INSURANCE CO.	0.65%	Banks	Japan
10 RIO TINTO	0.60%	Industrial Metals & Mining	United Kingdom

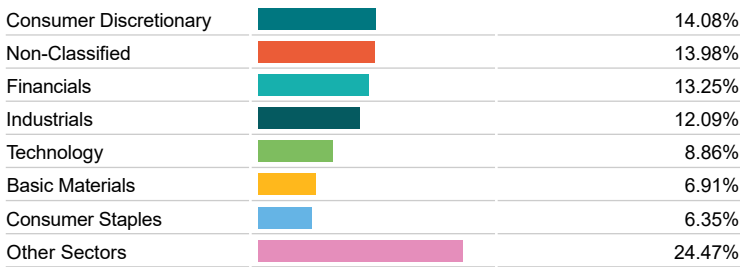
Asset Allocation



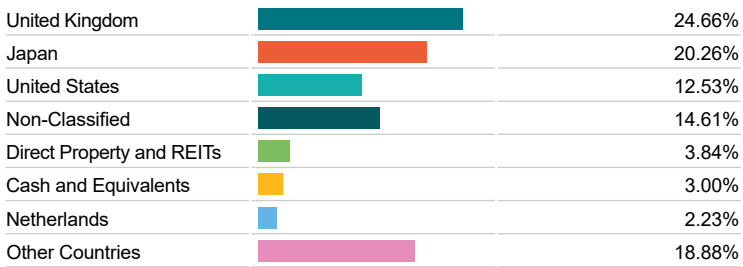
Regional Allocation



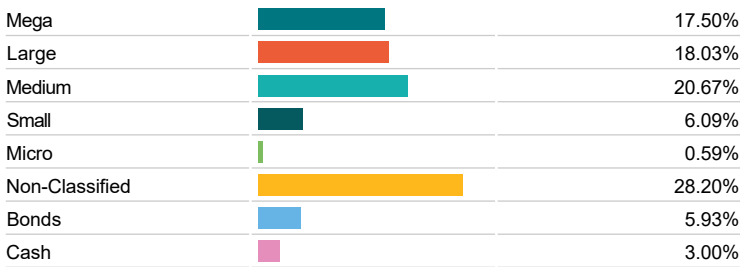
Sector Breakdown



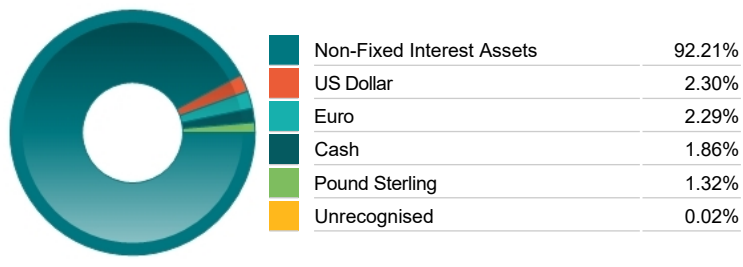
Top Country Breakdown



Breakdown By Market Cap (%)



Fixed Interest Currencies



Important Information

- The Industry Classification Benchmark is a product of FTSE International Limited and has been licensed for use.
- "Prudential" is a trading name of The Prudential Assurance Company Limited, which is registered in England and Wales. Registered office at 10 Fenchurch Avenue, London EC3M 5AG. Registered number 15454. Authorised by the Prudential Regulation Authority and regulated by the Financial Conduct Authority and the Prudential Regulation Authority.