

Benchmark

Benchmark	IA Mixed Investment 20-60% shares
Benchmark Category	Comparator
IA Sector	Volatility Managed

Identification Codes

Sedol Code	BVYTZY8
Mex Code	-
Isin Code	GB00BVYTZY88
Citi Code	MELT

Fund Overview

Mid (04/07/2025)	125.37p
Historic yield	2.12%
Fund size (31/05/2025)	£232.70m
Number of holdings	21606
Ongoing Charges	0.30%
Launch date	09/09/2015

Fund Charges

Entry Charge	0.00%
Ongoing Charges	0.30%

Fund Background

Valuation frequency	Daily
Valuation point	12:00
Fund type	OEIC
Launch price	£1.00
Fund currency	Pound Sterling
Fund domicile	United Kingdom
ISA allowable	Yes
SIPP allowable	Yes

Dealing

Minimum Investment	£500000
Minimum Top Up	£25000
Minimum Regular Saving	-
Settlement Period: Buy	4 days
Settlement Period: Sell	4 days
Pricing Basis	Forward
Dealing Decimals	2

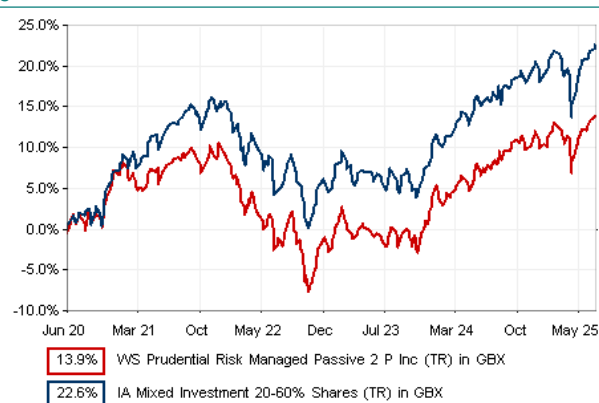
Distribution Dates

Ex dividend date(s)	Income payment date(s)
01 November	31 December

Aims

The Sub-fund aims to achieve long-term (in excess of 5 years) total return (the combination of income and growth of capital) by investing in a mix of assets from around the world and aims to limit the average volatility per annum over rolling 5 year periods to 10%. There is no guarantee the objective will be achieved over any time period and the actual volatility, at any time, may be higher or lower than 10%. Capital invested is at risk. There is no guarantee that the volatility target will be met and at any time the actual volatility may be higher or lower than the long-term target.

Performance



Discrete performance - to last month end

	30/06/20 to 30/06/21	30/06/21 to 30/06/22	30/06/22 to 30/06/23	30/06/23 to 30/06/24	30/06/24 to 30/06/25
Fund	8.4%	-9.5%	0.8%	8.8%	5.9%
Benchmark	12.7%	-7.1%	1.2%	9.4%	5.7%

Annualised performance

	3 Years to 30/06/25	5 Years to 30/06/25	10 Years to 30/06/25
Fund	5.1%	2.6%	n/a
Benchmark	5.4%	4.2%	3.9%

Fund Managers



Name: M&G Treasury & Investment Office
 Manager for: 8 years, 7 months

Ratings

FE Crown



Group Details

Group name	Waystone Management (UK) Limited
Group address	PO Box 389, DARLINGTON, DL1 9UF
Group telephone	0345 9220044
Dealing telephone	0344 3358936
Email	wtas-investorservices@waystone.com
Homepage	www.waystone.com
Fax number	0113 2246001

Important Information

- Source of portfolio data: Broadridge. Source of performance data: FE fundinfo. We can't predict the future. Past performance isn't a guide to future performance. The figures shown are intended only to demonstrate performance history of the fund, after allowing for the impact of ongoing charges, but take no account of product charges. Ongoing charges may vary in the future and may be higher than they are now. Fund performance is based upon the movement of the daily price and is shown as total return in GBP with income reinvested. The value of your client's investment can go down as well as up and the amount your client gets back may be less than they put in.
- This factsheet is for investment professionals and is for information purposes only. Should you wish to present any of this content to your client, please refer to similar pages on pru.co.uk. You should refer to your client's policy documentation and supporting brochures for fund availability, investment strategy, any product information and charges. Every care has been taken in populating this output, however it must be appreciated that neither Broadridge, Prudential nor their sources guarantee the accuracy, adequacy or completeness of this information or make any warranties regarding results from its usage.

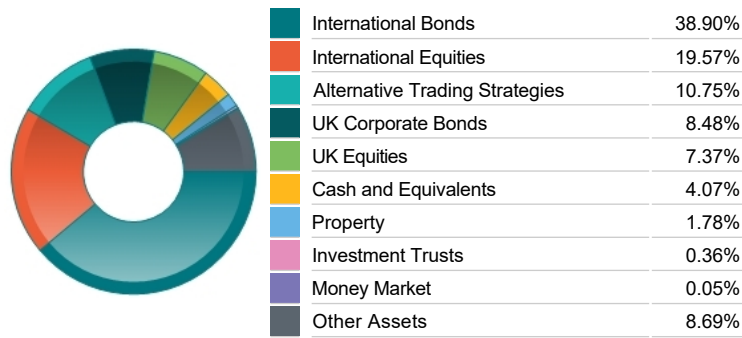
Top 10 Fund Holdings

Name	% Weight
1 BlackRock iShares Corporate Bond Index Class X	22.50%
2 M&G (LUX) FCP Sterling Liquidity Fund Z6A Acc	11.29%
3 BlackRock (Dublin) iShares US Corporate Bond Index Fund	11.13%
4 BlackRock iShares UK Equity Index Class X	7.57%
5 BlackRock (Dublin) iShares ESG Screened Euro Corporate Bond Index Class Flexible Hedged	5.64%
6 BlackRock iShares US Equity Index Class X	3.99%
7 BlackRock iShares Pacific ex Japan Equity Index Class X	3.94%
8 M&G (Lux) Asian Local Currency Bond Class ZI	2.98%
9 Legal & General European Index Trust C	2.87%
10 M&G Global High Yield Bond Class A GBP	1.83%

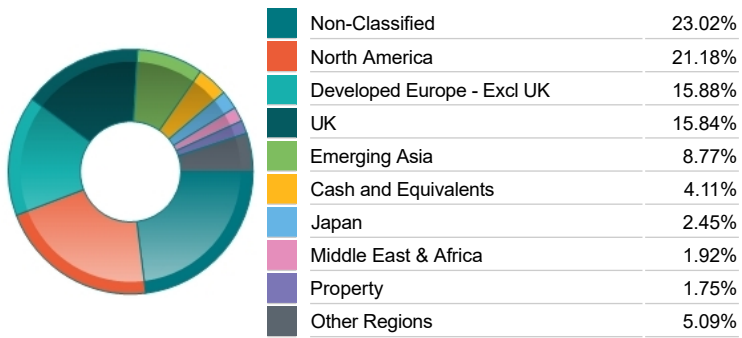
Top 10 Holdings

Name	% Weight
1 TAIWAN SEMICONDUCTOR MANUFACTURING COMPANY LIMITED	0.72%
2 ASTRAZENECA	0.49%
3 HSBC HOLDINGS	0.46%
4 SHELL	0.46%
5 L&G FREEHOLD PROPERTY	0.45%
6 UNILEVER	0.36%
7 iShares iShares plc European Property Yield UCITS ETF EUR (Dist)	0.31%
8 APPLE	0.27%
9 MICROSOFT CORPORATION	0.25%
10 RELX	0.23%

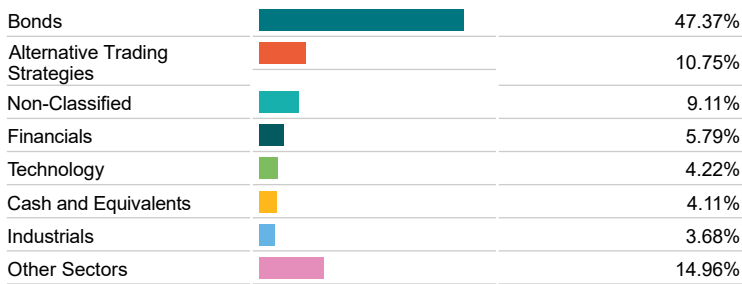
Asset Allocation



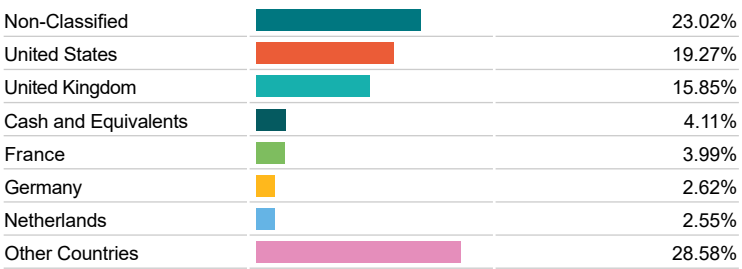
Regional Allocation



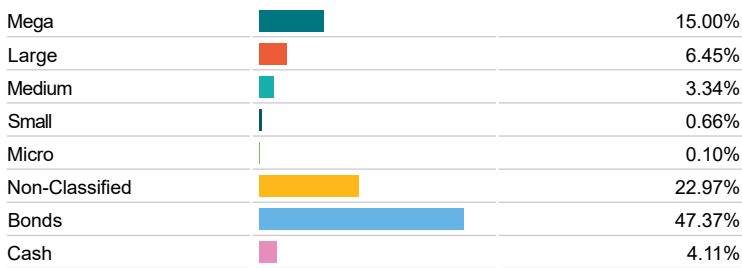
Sector Breakdown




Top Country Breakdown



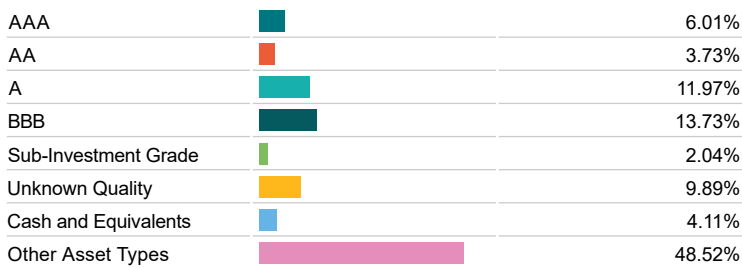
Breakdown By Market Cap (%)



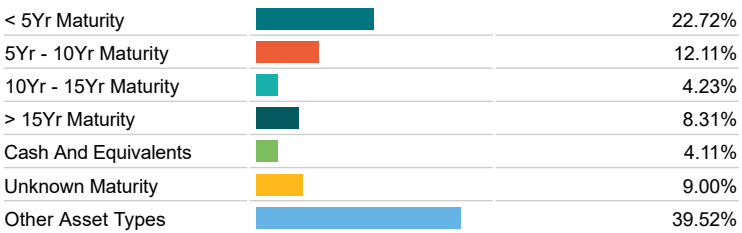
Fixed Interest Currencies



Fixed Interest Quality Profile



Fixed Interest Maturity Profile



Important Information

- The Industry Classification Benchmark is a product of FTSE International Limited and has been licensed for use.
- "Prudential" is a trading name of The Prudential Assurance Company Limited, which is registered in England and Wales. Registered office at 10 Fenchurch Avenue, London EC3M 5AG. Registered number 15454. Authorised by the Prudential Regulation Authority and regulated by the Financial Conduct Authority and the Prudential Regulation Authority.

Commentary

May 2025 Investment Summary

A positive month for the Passive range with returns ranging from +0.67% for Passive 1 to +2.74% for Passive 5.
 *P Acc share class with data sourced from FE analytics as at 31 May 2025.

May 2025 was a positive month for markets and the portfolios, in absolute terms.

Most major equity markets recovered this month, following tariff de-escalation between the US and China, with a 90-day pause on new tariffs improving optimism. Emerging Markets continued to perform well, supported by a weaker US dollar, with Taiwan and Korea two of the strongest performers due to their role in the global tech supply chain. The FTSE 100 rose 3.8%, as markets were boosted by UK-US and UK-EU trade deals, with performance across the board improved and specifically within technology, industrials and consumer cyclical sectors. The Stoxx 600 gained 5.1% after advancements in US-EU trade talks helped ease recession fears, top performing sectors included industrials, information technology and financials with healthcare continuing to lag. The S&P 500 increased 6.3% and Nasdaq climbed 9.6% with technology, communications and consumer discretionary sectors the top performers, the largest fall came from healthcare. US/ China trade tensions improved over the month with both countries reducing tariffs for the next 90 days by 115%.

The US market's tech sector led the rally, in what was US stocks biggest monthly rally since late 2023 with the S&P now in a technical bull market (up 20% from April lows). The Federal Reserve held interest rates in May, as Fed chair Jay Powell stated the central bank was in no "hurry" to change rates as it assesses the effects of tariffs and the "right thing to do is await further clarity". 10 year US Government bond yields increased through the month, due to concerns over budget deficits, inflation and more hawkish Fed stance. A US debt downgraded rating from Moody's further compounded the investor sell off in sovereign bonds. Yields closed at 4.41%, from 4.17% and reached highs of 4.58%.

May's US labour market data showed payrolls increased by 139,000, beating forecasts in a sign of a slowing but robust jobs market, however this month's lower figures adds pressure on Donald Trump as he contends with voter frustration over the economy. Unemployment held steady at 4.2%. US consumer confidence recovered from its lowest level since May 2020 and five consecutive monthly falls. Households were encouraged by the Trump tariff pullbacks, pauses and negotiations and specifically the US-China tariff deal.

Middle East tensions remain. The Israeli military struck two ports in Yemen in retaliation to Houthi missile fire towards Israel, with Prime Minister Netanyahu stating the attacks would continue until the Houthis backed down. The conflicts impact remains limited on the global economy, with lower oil prices more attributable to trade tensions and increased production from Saudi Arabia.

The economic environment has been resilient so far. The recent stumbling blocks posed to tariff implementation on the scale initially laid out, has offered a temporary reprieve for world leaders and policymakers. We expect markets to remain volatile as the legality of tariff imposition moves into the spotlight, meaning nations may pause or pivot on their efforts to strike trade deals with the US.

WS Prudential Risk Managed Passive - Tactical asset allocation activity

We maintain a small equity overweight of +1.5%, made up of a basket of US, Asia and GEM. We hold overweight positions in US Treasuries, UK Gilts and Real Estate (REITs), with underweights in US and European Corporate bonds.

Important Information

- "Prudential" is a trading name of The Prudential Assurance Company Limited, which is registered in England and Wales. Registered office at 10 Fenchurch Avenue, London EC3M 5AG. Registered number 15454. Authorised by the Prudential Regulation Authority and regulated by the Financial Conduct Authority and the Prudential Regulation Authority.