

Benchmark

Benchmark	FTSE World Europe Ex UK
Benchmark Category	-
IA Sector	Europe Excluding UK

Identification Codes

Sedol Code	BQ1KNZ6
Mex Code	RWAAHL
Isin Code	GB00BQ1KNZ69
Citi Code	KQ8C

Fund Overview

Mid (18/09/2025)	490.43p
Historic yield	0.43%
Fund size (31/05/2025)	£183.32m
Number of holdings	42
Ongoing Charges	0.99%
Launch date	25/09/2014

Fund Charges

Entry Charge	0.00%
Ongoing Charges	0.99%

Fund Background

Valuation frequency	Daily
Valuation point	12:00
Fund type	Unit Trust
Launch price	£0.50
Fund currency	Pound Sterling
Fund domicile	United Kingdom
ISA allowable	Yes
SIPP allowable	Yes

Dealing

Minimum Investment	£5000000
Minimum Top Up	£50000
Minimum Regular Saving	-
Settlement Period: Buy	3 days
Settlement Period: Sell	3 days
Pricing Basis	Forward
Dealing Decimals	2

Distribution Dates

Ex dividend date(s)	Income payment date(s)
01 February	31 March

Aims

The Fund objective is to provide a return, net of fees, higher than that provided by the FTSE World Europe Ex UK Index over the long term (at least five years).

Performance






Discrete performance - to last month end

	31/08/20 to 31/08/21	31/08/21 to 31/08/22	31/08/22 to 31/08/23	31/08/23 to 31/08/24	31/08/24 to 31/08/25
Fund	23.6%	-22.8%	9.7%	8.5%	-1.0%
Sector	27.1%	-14.2%	14.2%	13.6%	9.0%
Rank	103/128	125/134	115/136	128/137	121/137
Quartile	4	4	4	4	4

Annualised performance

	3 Years to 31/08/25	5 Years to 31/08/25	10 Years to 31/08/25
Fund	5.6%	2.4%	5.2%
Sector	12.2%	9.0%	8.8%
Rank	124/136	120/128	101/103
Quartile	4	4	4

Fund Managers



Name:	Niall Gallagher	Christopher Sellers	Chris Legg
Manager for:	0 years, 4 months	0 years, 7 months	0 years, 7 months

Ratings

FE Crown



Group Details

Group name	Jupiter Unit Trust Managers Limited
Group address	The Zig Zag Building, 70 Victoria Street, London, SW1E 6SQ
Group telephone	020 3817 1063
Dealing telephone	0800 561 4000
Email	intermediary-sales-support@jupiteram.com
Homepage	www.jupiteram.com
Fax number	0800 561 4001


Important Information

- Source of portfolio data: Broadridge. Source of performance data: FE fundinfo. We can't predict the future. Past performance isn't a guide to future performance. The figures shown are intended only to demonstrate performance history of the fund, after allowing for the impact of ongoing charges, but take no account of product charges. Ongoing charges may vary in the future and may be higher than they are now. Fund performance is based upon the movement of the daily price and is shown as total return in GBP with income reinvested. The value of your client's investment can go down as well as up and the amount your client gets back may be less than they put in.
- This factsheet is for investment professionals and is for information purposes only. Should you wish to present any of this content to your client, please refer to similar pages on pru.co.uk. You should refer to your client's policy documentation and supporting brochures for fund availability, investment strategy, any product information and charges. Every care has been taken in populating this output, however it must be appreciated that neither Broadridge, Prudential nor their sources guarantee the accuracy, adequacy or completeness of this information or make any warranties regarding results from its usage.


Top 10 Holdings

Name	% Weight	Sector	Country
1 LINDE PUBLIC LIMITED COMPANY	4.16%	Chemicals	Ireland
2 FINECOBANK BANCA FINECO S.P.A.	4.02%	Banks	Italy
3 COMPAGNIE DE SAINT-GOBAIN	3.87%	Construction & Materials	France
4 INDUSTRIA DE DISENO TEXTIL SA	3.83%	Retailers	Spain
5 RYANAIR HOLDINGS PUBLIC LIMITED COMPANY	3.64%	Travel & Leisure	Ireland
6 HALEON	3.52%	Pharmaceuticals & Biotechnology	United Kingdom
7 INFINEON TECHNOLOGIES AG	3.50%	Technology Hardware & Equipment	Germany
8 UNICREDIT SOCIETA' PER AZIONI	3.49%	Banks	Italy
9 BANCO BILBAO VIZCAYA ARGENTARIA SOCIEDAD ANONIMA	3.43%	Banks	Spain
10 CAIXABANK SA	3.40%	Banks	Spain

Asset Allocation



Regional Allocation



Equity Sector Breakdown

Financials	26.46%
Industrials	17.97%
Technology	11.88%
Health Care	11.83%
Consumer Discretionary	10.78%
Energy	6.92%
Basic Materials	4.16%
Other Sectors	9.99%

Top Country Breakdown

Germany	13.98%
Italy	13.15%
Ireland	12.53%
Spain	11.60%
France	11.31%
United Kingdom	10.51%
Switzerland	6.26%
Other Countries	20.67%

Breakdown By Market Cap (%)

Mega	37.51%
Large	4.04%
Medium	5.68%
Non-Classified	51.95%
Cash	0.83%

Important Information

- The Industry Classification Benchmark is a product of FTSE International Limited and has been licensed for use.
- "Prudential" is a trading name of The Prudential Assurance Company Limited, which is registered in England and Wales. Registered office at 10 Fenchurch Avenue, London EC3M 5AG. Registered number 15454. Authorised by the Prudential Regulation Authority and regulated by the Financial Conduct Authority and the Prudential Regulation Authority.