

Benchmark

Benchmark	Not benchmarked
Sector	ABI Unclassified

Identification Codes

Sedol Code	BNZGRK2
Mex Code	PRAAYZ
Isin Code	GB00BNZGRK21
Citi Code	VG5L

Fund Overview

Bid (12/08/2022)	100.70
Offer	n/a
Fund size	-
Launch date	30/05/2022

Fund Charges

Annual Management Charge (AMC)	0.80%
Further Costs	0.18%
Yearly Total	0.98%

Aims

The fund aims to achieve a total return from income and capital over the long term (at least 5-10 years). It also aims to deliver positive environmental and societal outcomes in addition to financial returns. There are three categories of outcome;

1. Mitigating Environmental, Social and Governance (ESG) risks and minimising negative outcomes
2. Pursuing Environmental, Social and Governance (ESG) opportunities
3. Investing in positive outcomes for disadvantaged groups or stakeholders.

PruFund funds are invested in a range of equities, bonds, property, alternative investments and cash. This gives you the advantage of a well-balanced mix of investments with some smoothing of investment returns. The fund aims to limit the fluctuations (volatility) your investment experiences, after allowing for smoothing, to 9% per annum. There is no guarantee the fund will achieve its objective of managing the volatility to the target level.

Performance

Performance for this fund will be shown when the fund is one year old

Discrete performance - to last month end

	31/07/17 to 31/07/18	31/07/18 to 31/07/19	31/07/19 to 31/07/20	31/07/20 to 31/07/21	31/07/21 to 31/07/22
Fund	n/a	n/a	n/a	n/a	n/a

Annualised performance

	Annualised		
	3 Years to 31/07/22	5 Years to 31/07/22	10 Years to 31/07/22
Fund	n/a	n/a	n/a

Fund Managers


























Name: M&G Treasury & Investment office (Phil Butler and Paul Parascandalo)
 Manager for: 0 years, 11 months

Important Information

- Because of changes in exchange rates the value of your investment, as well as any money you take from it, can go down as well as up.
- We can't predict the future. Past Performance isn't a guide to future performance. For the range of PruFund funds, what you receive will depend on the value of the underlying investments, the Expected Growth Rates as set by the Prudential Directors, our charges, the smoothing process, if there is a guarantee and when you take your money out. Guarantees are currently closed to new investments.
- Fund performance may include additional surplus shared with some PruFund funds. For further details visit www.pru.co.uk/egr
- Source of portfolio data: Broadridge. Source of performance data: FE fundinfo. We can't predict the future. Past performance isn't a guide to future performance. The figures shown are intended only to demonstrate performance history of the fund, after allowing for the impact of fund charges and further costs, but take no account of product charges, or any Annual Management Charge paid for by the deduction of units. Charges and further costs may vary in the future and may be higher than they are now. Fund performance is based upon the movement of the daily price and is shown as total return in GBP with gross income reinvested. The value of your client's investment can go down as well as up and the amount your client gets back may be less than they put in.
- This factsheet is for investment professionals and is for information purposes only. Should you wish to present any of this content to your client, please refer to similar pages on pru.co.uk. You should refer to your client's policy documentation and supporting brochures for fund availability, investment strategy, any product information and charges. Every care has been taken in populating this output, however it must be appreciated that neither Broadridge, Prudential nor their sources guarantee the accuracy, adequacy or completeness of this information or make any warranties regarding results from its usage.

Asset Allocation

Name		% Weight
US Investment Grade		14.90%
UK Investment Grade		13.50%
Asia Fixed Interest		9.80%
UK Property		7.80%
UK Equities		7.10%
North American Equities		5.70%
Cash & Equivalents		5.50%
Europe Investment Grade		5.30%
Emerging Market Debt		4.80%
Global High Yield		4.70%
Lower Risk Private Credit		4.10%
Asia ex. Japan Equities		3.70%
US Treasury		2.20%
European Equities		1.50%
Tactical Investment Opportunities		1.50%
US High Yield		1.40%
Japanese Equities		1.30%
Europe High Yield		1.30%
Global Emerging Markets Equities		1.00%
Private Equity		0.80%
Infrastructure		0.80%
Asia Property		0.70%
Europe ex UK property		0.60%

Important Information

- Because of changes in exchange rates the value of your investment, as well as any money you take from it, can go down as well as up. We can't predict the future. Past Performance isn't a guide to future performance. For the range of PruFund funds, what you receive will depend on the value of the underlying investments, the Expected Growth Rates as set by the Prudential Directors, our charges, the smoothing process, if there is a guarantee and when you take your money out. Guarantees are currently closed to new investments.
- Fund performance may include additional surplus shared with some PruFund funds. For further details visit www.pru.co.uk/egr
- "Prudential" is a trading name of The Prudential Assurance Company Limited, which is registered in England and Wales. Registered office at 10 Fenchurch Avenue, London EC3M 5AG. Registered number 15454. Authorised by the Prudential Regulation Authority and regulated by the Financial Conduct Authority and the Prudential Regulation Authority.

Environmental, Social and Governance (ESG) related fund measures

Explanation of Climate Metric

The Weighted Average Carbon Intensity (WACI) is a metric used to report our funds' carbon (CO₂) emissions based on the companies the fund invests in. It is a measure of how much CO₂ is being emitted per million of sales by those companies. For investment in Property we work out a Greenhouse Gas Intensity metric. This differs slightly from the WACI as it's based on emissions per million of assets under management. The level of carbon emissions is not a specific fund objective.

ESG Category Definition

ESG Risk Focused

An approach that considers the risk of impacts on the value of an investment caused by an ESG issue. For example, considering where a company's share price might be impacted by the possible negative effects of its products, services or operations. A broad range of exclusions are applied*.

ESG Opportunity Focused

An approach that actively looks to invest in ESG opportunities. For example, by investing in companies that aim to operate in a more sustainable way, compared to their competitors, over time and therefore potentially giving them an advantage. A broad range of exclusions are applied*.

ESG Solution Focused

An approach that proactively looks for solutions to ESG challenges. For example, this could mean investing in solutions that target pressing social or environmental issues. A broad range of exclusions are applied*.

Climate Metric

Weighted Average Carbon Intensity - source: MSCI	92.4
Greenhouse Gas Intensity (Property) - source: Evora	2.6
Coverage (number of funds covered)	22 out of 27

ESG Category Breakdown

	Weight
^ ESG Risk Focused	10.90%
M&G Asian Property M&G European Property Prudential Real Estate Limited Partnership Cash	
^ ESG Opportunity Focused	25.29%
Eastspring Sustainable Asia Bond M&G ESG Emerging Market Debt M&G ESG High Yield M&G MASA (Multi Asset Sustainable Allocation) M&G Residential Fund M&G Sustainable Loan Fund BlackRock ESG UK Optimised BlackRock ESG Europe Ex-UK Optimised BlackRock ESG Japan Optimised BlackRock ESG Asia Ex-Japan Optimised BlackRock ESG Global Emerging Markets Optimised	
^ ESG Solution Focused	59.66%
Ecofin US Renewables Infrastructure M&G Better Health M&G Impact Financing Fund GBP Series A M&G Impact Financing Fund GBP Series C M&G Positive Impact Pictet Global Environmental Opportunities Private Equity Impact Fund Prudential Credit Opportunity EUR Prudential Credit Opportunity GBP Prudential Credit Opportunity USD Robeco Gender Equality Impact Robeco Sustainable Water Wellington Climate Strategy Fund Wellington Global Impact Bond	
^ Uncategorised Assets**	4.16%
ISHARES Asia Property Yield UCITS ISHARES European Property Yield UCITS ISHARES UK Property UCITS ETF	

ESG Category Aggregated % by Asset Classes

Asset Class	ESG Risk Focused	ESG Opportunity Focused	ESG Solution Focused	Total
Equity	0.00%	11.85%	7.89%	19.75%
Fixed Income	0.00%	11.79%	49.83%	61.62%
Alternatives	0.00%	0.00%	1.93%	1.93%
Property	5.29%	0.05%	0.00%	5.34%
Cash	5.61%	0.00%	0.00%	5.61%
Tactical Asset Allocation	0.00%	1.59%	0.00%	1.59%
Uncategorised Assets	0.00%	0.00%	0.00%	4.16%

Exclusions*

Exclusions (or places we aim to avoid investing in) apply to sectors such as controversial weapons, coal, adult entertainment, gambling and United Nations Global Compact violators (which focus on areas such as human rights, labour standards and anti-corruption). In some instances the funds PruFund Planet invests in may not align with all of these exclusions, although T&IO aim to ensure adherence to their ESG Policy to the greatest extent possible. There are instances where a particular fund may not feature a sector exclusion, but by the nature of its strategy it is unlikely to invest in that sector. For example, a fund investing in the water industry is unlikely to also hold a tobacco company.

You can find out more about PruFund Planet at www.pruadviser.co.uk/funds/prufund-planet/. For more information on exclusions see the PruFund Planet Due Diligence document (GENM100064405).

Uncategorised Assets**

The percentage amounts held in Risk, Opportunity and Solution Focussed may not always add up to exactly 100%. This can be due to an asset that we want to invest into not being immediately available (Property for example). When that happens we may invest in an alternative asset, which we think can give us a similar return, but which isn't categorised. We will aim to minimise the amount of time that we are invested in these alternative assets and, over the longer term, we will always aim to invest in assets that can be categorised as either Risk, Opportunity or Solution Focussed.