

### Benchmark

Benchmark	IA Mixed Investment (40-85% shares)
Benchmark Category	Comparator
IA Sector	Mixed Investment 40-85% Shares

### Identification Codes

Sedol Code	BMN9030
Mex Code	ATAAAF
Isin Code	GB00BMN90304
Citi Code	KGDU

### Fund Overview

Mid (12/08/2022)	152.24p
Historic yield	1.59%
Fund size (31/07/2022)	£1180.68m
Number of holdings	269
Ongoing Charges	0.86%
Launch date	23/07/2014

### Fund Charges

Entry Charge	0.00%
Ongoing Charges	0.86%

### Fund Background

Valuation frequency	Daily
Valuation point	12:00
Fund type	OEIC
Launch price	£1.00
Fund currency	Pound Sterling
Fund domicile	United Kingdom
ISA allowable	Yes
SIPP allowable	Yes

### Dealing

Minimum Investment	£500000
Minimum Top Up	£250
Minimum Regular Saving	-
Settlement Period: Buy	4 days
Settlement Period: Sell	4 days
Pricing Basis	Forward
Dealing Decimals	3

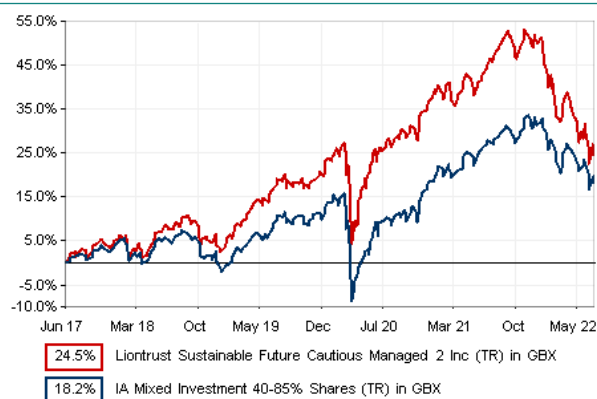
### Distribution Dates

Ex dividend date(s)	Income payment date(s)
01 February	31 March
01 August	30 September

### Aims

The Fund aims to deliver capital growth over the long term (5 years or more).

### Performance



### Discrete performance - to last month end

	31/07/17 to 31/07/18	31/07/18 to 31/07/19	31/07/19 to 31/07/20	31/07/20 to 31/07/21	31/07/21 to 31/07/22
Fund	6.2%	10.7%	5.4%	16.8%	-9.9%
Sector	5.6%	5.1%	-3.0%	17.9%	-4.4%
Rank	57/148	8/166	11/174	124/187	191/204
Quartile	2	1	1	3	4

### Annualised performance

	Annualised		
	3 Years to 31/07/22	5 Years to 31/07/22	10 Years to 31/07/22
Fund	3.5%	5.4%	n/a
Sector	3.0%	3.9%	6.5%
Rank	75/174	32/148	n/a
Quartile	2	1	n/a

### Fund Managers



Name: Simon Clements Peter Michaelis  
 Manager for: 8 years 8 years

### Ratings

FE Crown



### Group Details

Group name	Liontrust Fund Partners LLP
Group address	2 Savoy Court London WC2R 0EZ
Group telephone	020 7412 1766
Dealing telephone	020 7964 4774
Email	info@liontrust.co.uk
Homepage	www.liontrust.co.uk
Fax number	020 7412 1779

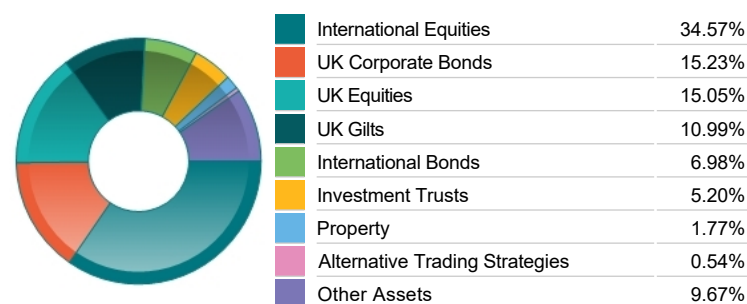
### Important Information

- Source of portfolio data: Broadridge. Source of performance data: FE fundinfo. We can't predict the future. Past performance isn't a guide to future performance. The figures shown are intended only to demonstrate performance history of the fund, after allowing for the impact of ongoing charges, but take no account of product charges. Ongoing charges may vary in the future and may be higher than they are now. Fund performance is based upon the movement of the daily price and is shown as total return in GBP with income reinvested. The value of your client's investment can go down as well as up and the amount your client gets back may be less than they put in.
- This factsheet is for investment professionals and is for information purposes only. Should you wish to present any of this content to your client, please refer to similar pages on pru.co.uk. You should refer to your client's policy documentation and supporting brochures for fund availability, investment strategy, any product information and charges. Every care has been taken in populating this output, however it must be appreciated that neither Broadridge, Prudential nor their sources guarantee the accuracy, adequacy or completeness of this information or make any warranties regarding results from its usage.

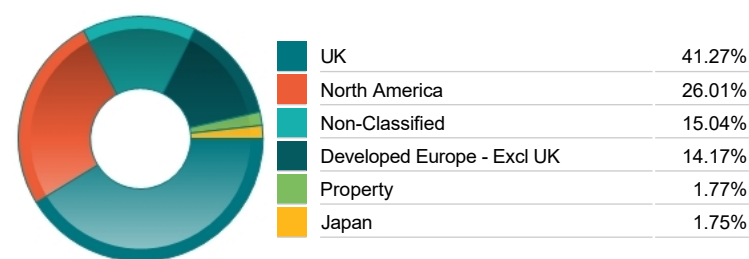
Top 10 Holdings

Name	% Weight	Sector	Country
1 7/8% Green Gilt 2033	6.58%	Bonds	United Kingdom
2 Cash & Derivatives	5.04%	Non-Classified	Non-Classified
3 1/2% Treasury Gilt 2023	2.77%	Bonds	United Kingdom
4 CADENCE DESIGN SYSTEMS INC	2.00%	Software & Computer Services	United States
5 ASML HOLDING N.V.	1.64%	Technology Hardware & Equipment	Netherlands
6 3/4% Treasury Gilt 2023	1.63%	Bonds	United Kingdom
7 IQVIA HLDGS INC	1.46%	Health Care Providers	United States
8 Home REIT Plc Home REIT Plc Ord	1.31%	Real Estate Investment Trusts	Direct Property and REITs
9 COMPASS GROUP	1.26%	Consumer Services	United Kingdom
10 3i Group Plc 3i Group Plc Ord GBP0.738636	1.23%	Investment Banking & Brokerage Services	United Kingdom

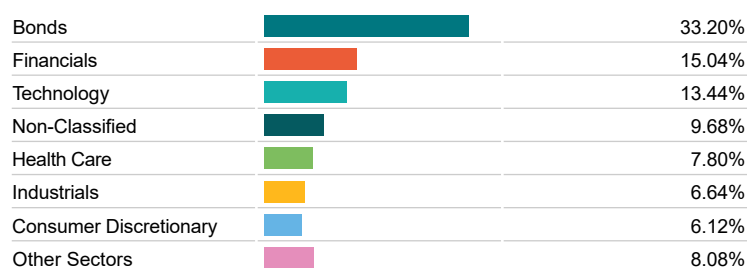
Asset Allocation



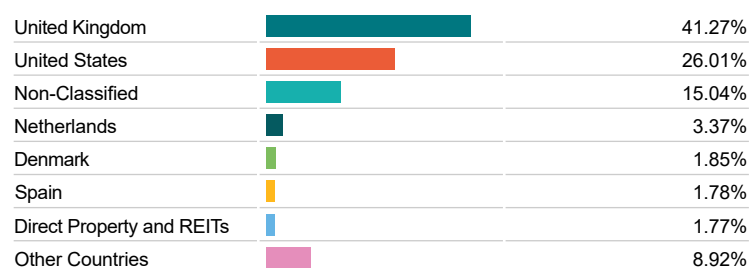
Regional Allocation



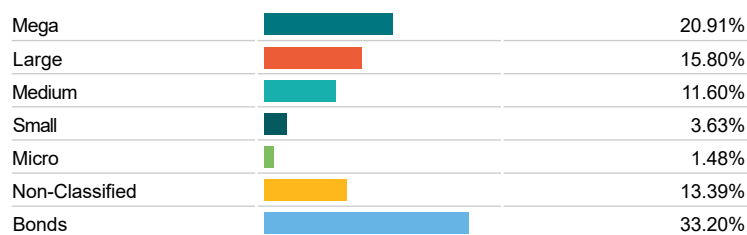
Bond Sector Breakdown



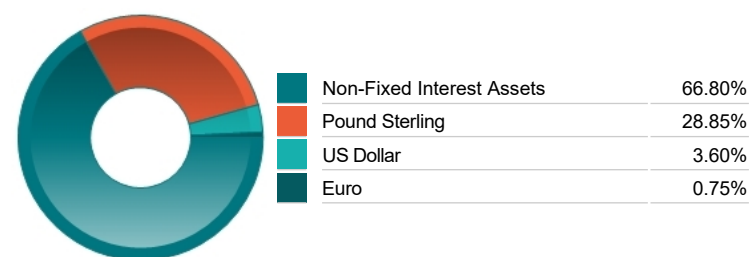
Top Country Breakdown



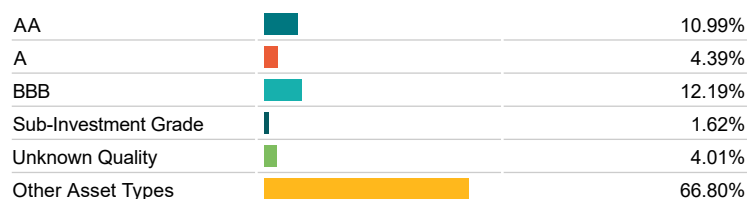
Breakdown By Market Cap (%)



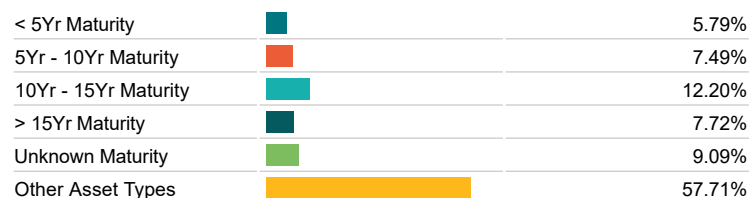
Fixed Interest Currencies



Fixed Interest Quality Profile



Fixed Interest Maturity Profile



Important Information

- The Industry Classification Benchmark is a product of FTSE International Limited and has been licensed for use. "Prudential" is a trading name of The Prudential Assurance Company Limited, which is registered in England and Wales. Registered office at 10 Fenchurch Avenue, London EC3M 5AG. Registered number 15454. Authorised by the Prudential Regulation Authority and regulated by the Financial Conduct Authority and the Prudential Regulation Authority.