

Benchmark

Benchmark	IA Sterling Strategic Bond Sector
Benchmark Category	-
IA Sector	£ Strategic Bond

Identification Codes

Sedol Code	B8N45P4
Mex Code	BRYGHK
Isin Code	GB00B8N45P45
Citi Code	GUWW

Fund Overview

Mid (18/06/2025)	369.59p
Distribution yield	6.19%
Underlying yield	5.52%
Fund size (30/04/2025)	£2048.32m
Number of holdings	767
Ongoing Charges	0.67%
Launch date	11/12/2012

Fund Charges

Entry Charge	0.00%
Ongoing Charges	0.67%

Fund Background

Valuation frequency	Daily
Valuation point	12:00
Fund type	ICVC
Launch price	£1.00
Fund currency	Pound Sterling
Fund domicile	United Kingdom
ISA allowable	Yes
SIPP allowable	Yes

Dealing

Minimum Investment	£500
Minimum Top Up	£100
Minimum Regular Saving	£20
Settlement Period: Buy	3 days
Settlement Period: Sell	3 days
Pricing Basis	Forward
Dealing Decimals	2

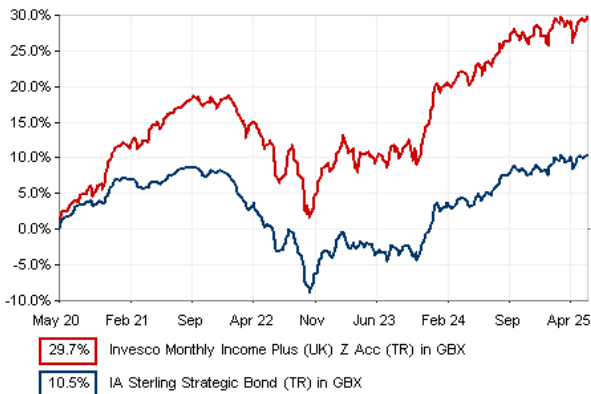
Distribution Dates

Ex dividend date(s)	Income payment date(s)
01 January	31 January
01 February	28 February
01 March	31 March
01 April	30 April
01 May	31 May
01 June	30 June
01 July	31 July
01 August	31 August
01 September	30 September
01 October	31 October
01 November	30 November
01 December	31 December

Aims

The Fund aims to achieve income and capital growth over the medium to long term (3 to 5 years plus). The Fund invests at least 80% of its assets globally in corporate and government debt securities (including investment grade, non-investment grade and unrated) and shares or other equity related securities of companies. In pursuing the Fund's investment objective, the fund manager may consider it appropriate to also invest in other transferable securities, money market instruments, collective investment schemes (including funds managed by the Invesco group), deposits and cash.

Performance




Discrete performance - to last month end

	31/05/20 to 31/05/21	31/05/21 to 31/05/22	31/05/22 to 31/05/23	31/05/23 to 31/05/24	31/05/24 to 31/05/25
Fund	15.3%	-2.6%	-2.1%	10.7%	6.5%
Sector	6.9%	-5.8%	-3.7%	7.2%	6.3%
Rank	6/68	13/73	35/81	10/83	49/87
Quartile	1	1	2	1	3

Annualised performance

	3 Years to 31/05/25	5 Years to 31/05/25	10 Years to 31/05/25
Fund	4.9%	5.3%	4.0%
Sector	3.1%	2.0%	2.6%
Rank	18/81	7/68	5/52
Quartile	1	1	1

Fund Managers



Name: Rhys Davies Ciaran Mallon
Manager for: 4 years, 9 months 11 years, 8 months

Ratings

FE Crown



Group Details

Group name	Invesco ICVC
Group address	INVESCO Park Henley-on-Thames Oxfordshire RG9 1HH United Kingdom
Group telephone	0800 028 2121
Dealing telephone	0800 085 8571
Email	Sally.Elsbury@Invesco.com
Homepage	https://www.invesco.co.uk/uk
Fax number	01491 416000

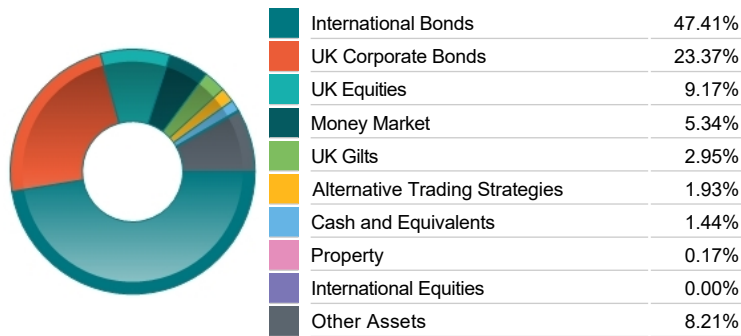
Important Information

- Source of portfolio data: Broadridge. Source of performance data: FE fundinfo. We can't predict the future. Past performance isn't a guide to future performance. The figures shown are intended only to demonstrate performance history of the fund, after allowing for the impact of ongoing charges, but take no account of product charges. Ongoing charges may vary in the future and may be higher than they are now. Fund performance is based upon the movement of the daily price and is shown as total return in GBP with income reinvested. The value of your client's investment can go down as well as up and the amount your client gets back may be less than they put in.
- This factsheet is for investment professionals and is for information purposes only. Should you wish to present any of this content to your client, please refer to similar pages on pru.co.uk. You should refer to your client's policy documentation and supporting brochures for fund availability, investment strategy, any product information and charges. Every care has been taken in populating this output, however it must be appreciated that neither Broadridge, Prudential nor their sources guarantee the accuracy, adequacy or completeness of this information or make any warranties regarding results from its usage.

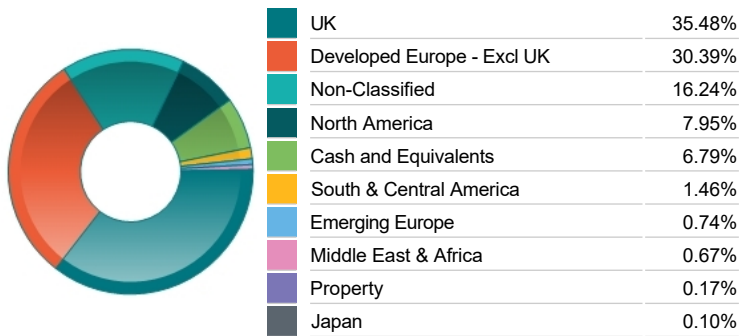
Top 10 Holdings

Name	% Weight	Sector	Country
1 LLOYDS BANKING GROUP FLTG 2.707 DEC 03 35	2.40%	Bonds	United Kingdom
2 NATIONWIDE BUILDING SOCIETY	1.65%	Banks	United Kingdom
3 INTESA SANPAOLO S P FLTG 7.700 PERP 144	1.34%	Bonds	Italy
4 FORD MOTOR CR LLC 6.860 JUN 05 26	1.11%	Bonds	United States
5 3¾% Treasury Gilt 2053	1.04%	Bonds	United Kingdom
6 NATWEST GROUP PLC FLTG 7.500 PERP	1.02%	Non-Classified	Non-Classified
7 GEN ACCIDENT PFD 7.875%(N) CM IRR	0.88%	Non-Classified	United Kingdom
8 DEUTSCHE BANK AG FLTG 7.125 PERP	0.83%	Bonds	Germany
9 BARCLAYS PLC FLTG 9.250 PERP	0.81%	Non-Classified	Non-Classified
10 THAMES WTR UTL FIN 7.750 APR 30 44 REG	0.80%	Bonds	United Kingdom

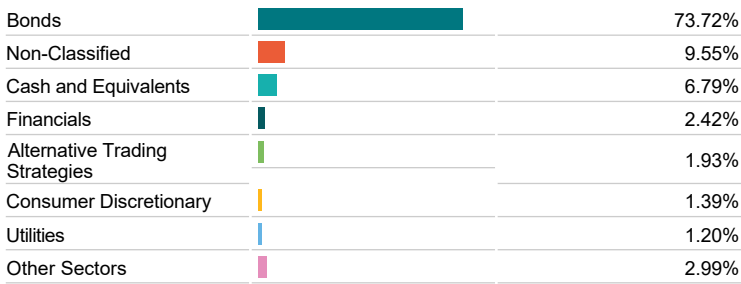
Asset Allocation



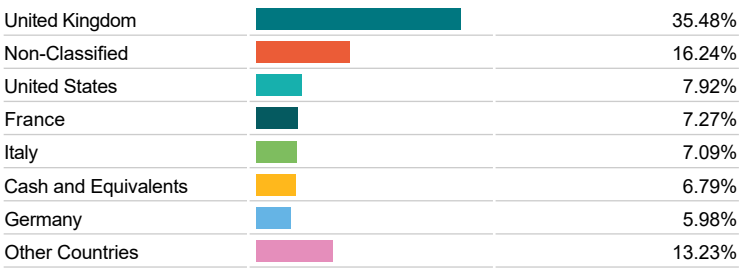
Regional Allocation



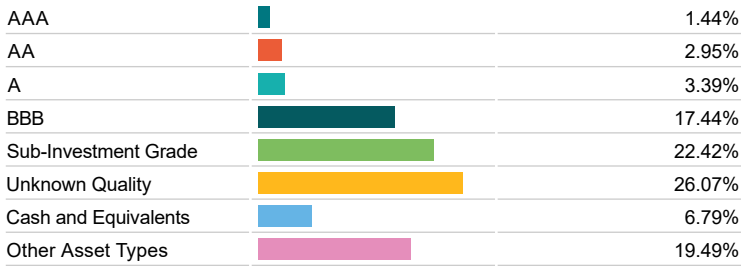
Bond Sector Breakdown



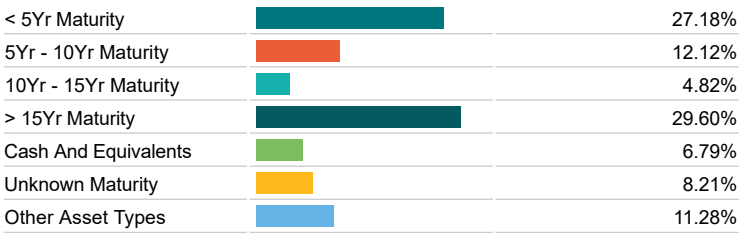
Top Country Breakdown



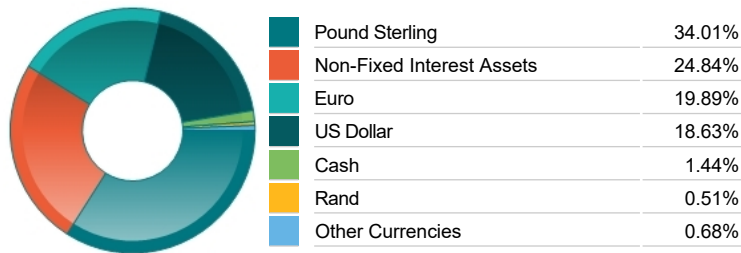
Fixed Interest Quality Profile



Fixed Interest Maturity Profile



Fixed Interest Currencies



Important Information

- The Industry Classification Benchmark is a product of FTSE International Limited and has been licensed for use.
- "Prudential" is a trading name of The Prudential Assurance Company Limited, which is registered in England and Wales. Registered office at 10 Fenchurch Avenue, London EC3M 5AG. Registered number 15454. Authorised by the Prudential Regulation Authority and regulated by the Financial Conduct Authority and the Prudential Regulation Authority.