

Benchmark

Benchmark	ICE BofAML Global High Yield Index (GBP Hedged)
ABI Sector	Sterling High Yield

Identification Codes

Sedol Code	0442550
Mex Code	MGHYCA
Isin Code	GB0004425509
Citi Code	PK24

Fund Overview

Bid (23/06/2025)	389.90
Offer (23/06/2025)	409.50
Fund size (30/04/2025)	£2.74m
Underlying Fund size	£674.31m
Number of holdings	455
Launch date	16/10/1998

Fund Charges

Annual Management Charge (AMC)	1.00%
Further Costs	0.00%
Yearly Total	1.00%

Aims

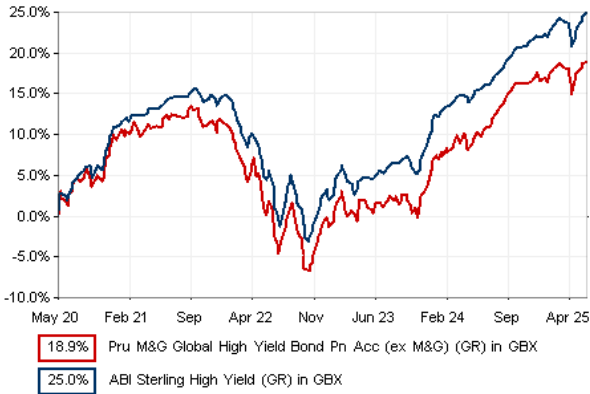
Objective: The investment strategy of the fund is to purchase units in the M&G Global High Yield Bond Fund - the underlying fund.

Underlying Fund Objective: The fund aims to provide a higher total return (the combination of capital growth and income), net of the Ongoing Charge Figure, than that of the ICE BofAML Global High Yield Index (GBP Hedged) over any five-year period. At least 80% of the fund is invested, directly or indirectly through derivatives, in below investment grade corporate debt securities. These securities can be issued by companies from anywhere in the world, including Emerging Markets.

Other investments may include: - Asset-Backed Securities, and - other transferable securities, government bonds, cash, and near cash, directly or via collective investment schemes (including funds managed by M&G).

There are no credit quality restrictions applicable to the fund's investments. The fund aims to hedge any non-sterling assets back to sterling. Derivatives may be used for investment purposes, efficient portfolio management and hedging.

Performance



Discrete performance - to last month end

	31/05/20 to 31/05/21	31/05/21 to 31/05/22	31/05/22 to 31/05/23	31/05/23 to 31/05/24	31/05/24 to 31/05/25
Fund	11.8%	-8.6%	-0.5%	8.1%	8.2%
Sector	13.7%	-7.1%	-1.0%	10.4%	8.2%
Rank	22/34	29/34	13/34	32/34	25/34
Quartile	3	4	2	4	3

Annualised performance

	3 Years to 31/05/25	5 Years to 31/05/25	10 Years to 31/05/25
Fund	5.2%	3.5%	3.0%
Sector	5.8%	4.6%	3.5%
Rank	26/34	27/34	25/33
Quartile	4	4	3

Fund Managers



Name: Luke Coho Stefan Isaacs  
Manager of the underlying fund for: 1 years, 5 months 14 years, 8 months

Ratings

FE Crown



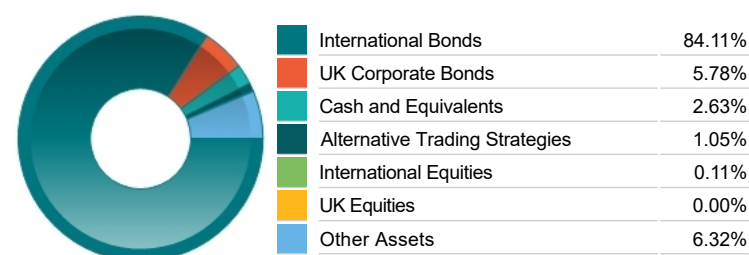
Important Information

- Because of changes in exchange rates the value of your investment, as well as any money you take from it, can go down as well as up.
- Some funds may invest in 'underlying' funds or other investment vehicles. The performance of our fund, compared to what it's invested in won't be exactly the same. That can be due to additional charges, cash management (needed to help people to enter and leave our fund when they want), tax and the timing of investments (this is known as a fund's dealing cycle, it varies between managers and can be several days).
- Source of portfolio data: Broadridge. Source of performance data: FE fundinfo. We can't predict the future. Past performance isn't a guide to future performance. The figures shown are intended only to demonstrate performance history of the fund, after allowing for the impact of fund charges and further costs, but take no account of product charges, or any Annual Management Charge paid for by the deduction of units. Charges and further costs may vary in the future and may be higher than they are now. Fund performance is based upon the movement of the daily price and is shown as total return in GBP with gross income reinvested. The value of your client's investment can go down as well as up and the amount your client gets back may be less than they put in.
- This factsheet is for investment professionals and is for information purposes only. Should you wish to present any of this content to your client, please refer to similar pages on pru.co.uk. You should refer to your client's policy documentation and supporting brochures for fund availability, investment strategy, any product information and charges. Every care has been taken in populating this output, however it must be appreciated that neither Broadridge, Prudential nor their sources guarantee the accuracy, adequacy or completeness of this information or make any warranties regarding results from its usage.

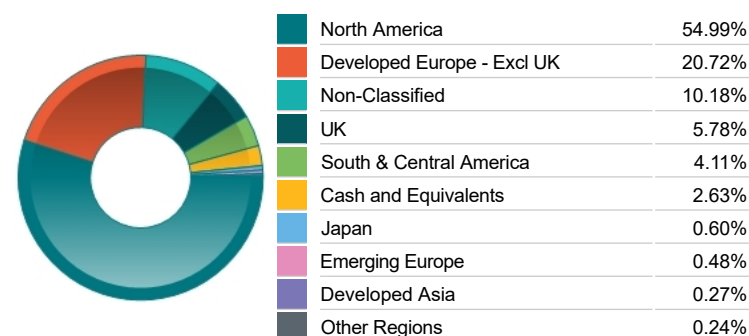
## Top 10 Holdings

Name	% Weight	Sector	Country
1 AES CORPORATION (THE) 15/01/2055	0.88%	Bonds	United States
2 TRANSOCEAN INC 8.25% 15/05/2029	0.80%	Bonds	United States
3 DARLING INGREDIENTS INC 6% 15/06/2030	0.75%	Bonds	United States
4 ERAMET SA 6.5% 30/11/2029	0.74%	Bonds	France
5 PETROLEOS MEXICANOS 6.5% 13/03/2027	0.70%	Bonds	Mexico
6 MAGNERA CORP 4.75% 15/11/2029	0.69%	Bonds	United States
7 PETROLEOS MEXICANOS 6.625% 15/06/2035	0.67%	Bonds	United States
8 CONTINENTAL RESOURCES INC 5.75% 15/01/2031	0.66%	Bonds	United States
9 PETROLEOS MEXICANOS 6.7% 16/02/2032	0.66%	Bonds	Mexico
10 TREASURY NOTE 3.25% 30/06/2027	0.66%	Bonds	United States

## Asset Allocation



## Regional Allocation



## Bond Sector Breakdown

Bonds	89.89%
Non-Classified	6.32%
Cash and Equivalents	2.63%
Alternative Trading Strategies	1.05%
Consumer Discretionary	0.10%
Real Estate	0.01%

## Breakdown By Market Cap (%)

Non-Classified	7.48%
Bonds	89.89%
Cash	2.63%

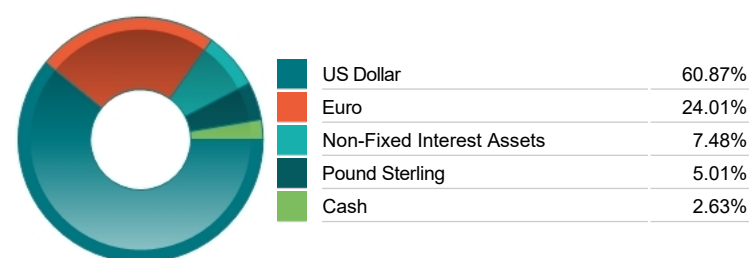
## Fixed Interest Quality Profile

AAA	0.13%
AA	0.66%
BBB	6.81%
Sub-Investment Grade	55.69%
Unknown Quality	26.60%
Cash and Equivalents	2.63%
Other Asset Types	7.48%

## Top Country Breakdown

United States	53.45%
Non-Classified	10.18%
United Kingdom	5.78%
France	4.31%
Germany	4.28%
Luxembourg	3.26%
Netherlands	2.65%
Other Countries	16.10%

## Fixed Interest Currencies



## Fixed Interest Maturity Profile

< 5Yr Maturity	53.07%
5Yr - 10Yr Maturity	28.39%
10Yr - 15Yr Maturity	1.46%
> 15Yr Maturity	6.97%
Cash And Equivalents	2.63%
Unknown Maturity	6.32%
Other Asset Types	1.16%

## Important Information

- Because of changes in exchange rates the value of your investment, as well as any money you take from it, can go down as well as up.
- The Industry Classification Benchmark is a product of FTSE International Limited and has been licensed for use.
- "Prudential" is a trading name of The Prudential Assurance Company Limited, which is registered in England and Wales. Registered office at 10 Fenchurch Avenue, London EC3M 5AG. Registered number 15454. Authorised by the Prudential Regulation Authority and regulated by the Financial Conduct Authority and the Prudential Regulation Authority.