

**Benchmark**

|            |                               |
|------------|-------------------------------|
| Benchmark  | iBoxx Sterling Corporates GBP |
| ABI Sector | Sterling Corporate Bond       |

**Identification Codes**

|            |              |
|------------|--------------|
| Sedol Code | 3317923      |
| Mex Code   | PUCB5        |
| Isin Code  | GB0033179234 |
| Citi Code  | P361         |

**Fund Overview**

|                        |            |
|------------------------|------------|
| Bid (02/04/2026)       | 155.80     |
| Offer                  | n/a        |
| Fund size (28/02/2026) | £34.98m    |
| Underlying Fund size   | £1228.90m  |
| Number of holdings     | 286        |
| Launch date            | 01/07/2003 |

**Fund Charges**

|                                |              |
|--------------------------------|--------------|
| Annual Management Charge (AMC) | 1.60%        |
| Further Costs                  | 0.01%        |
| <b>Yearly Total</b>            | <b>1.61%</b> |

**Aims**

Objective: The investment strategy of the fund is to purchase units in the M&G Corporate Bond Fund - the underlying fund. Underlying Fund Objective: The Fund aims to provide a higher total return (the combination of capital growth and income), net of the Ongoing Charge Figure, than the average return of the iBoxx Sterling Corporates GBP Index over any five-year period. At least 70% of the fund is invested, directly or indirectly through derivatives, in investment grade corporate debt securities including investment grade Asset-Backed Securities. These securities can be issued by companies from anywhere in the world, including Emerging Markets. These securities are denominated in sterling or hedged back to sterling. Other investments may include: - debt securities issued or guaranteed by governments and their agencies, public authorities, quasi-sovereigns, and supranational bodies and denominated in any currency. - below investment grade and unrated debt securities. - below investment grade and unrated asset-Backed Securities; and - other transferable securities, cash, and near cash, directly or via collective investment schemes (including funds managed by M&G).

Investments in Asset-Backed Securities are limited to 20% of the fund. The fund aims to hedge any non-sterling assets to sterling. Derivatives may be used for investment purposes, Efficient Portfolio Management, and hedging.

The Fund is diversified across a range of investment grade debt securities from a variety of sectors and geographies. The Fund's investment approach is based on the principle that returns from corporate bond markets are driven by a combination of macroeconomic, asset class, sector, geographic and stock-level factors. As different factors dominate returns at different stages of the economic cycle, the manager applies a flexible investment approach, changing the blend of duration and credit exposure in the portfolio to weight them appropriately. Individual credit selection is carried out with the assistance of an in-house team of credit analysts to complement the fund manager's views.

**Performance**



**Discrete performance - to last month end**

|          | 31/03/21 to 31/03/22 | 31/03/22 to 31/03/23 | 31/03/23 to 31/03/24 | 31/03/24 to 31/03/25 | 31/03/25 to 31/03/26 |
|----------|----------------------|----------------------|----------------------|----------------------|----------------------|
| Fund     | -5.2%                | -8.1%                | 5.3%                 | 0.7%                 | 2.2%                 |
| Sector   | -4.8%                | -9.7%                | 5.6%                 | 1.2%                 | 2.5%                 |
| Rank     | 97/134               | 41/134               | 73/134               | 98/135               | 92/135               |
| Quartile | 3                    | 2                    | 3                    | 3                    | 3                    |

**Annualised performance**

|          | Annualised          |                     |                      |
|----------|---------------------|---------------------|----------------------|
|          | 3 Years to 31/03/26 | 5 Years to 31/03/26 | 10 Years to 31/03/26 |
| Fund     | 2.7%                | -1.1%               | 0.7%                 |
| Sector   | 3.1%                | -1.2%               | 0.9%                 |
| Rank     | 90/134              | 72/134              | 92/125               |
| Quartile | 3                   | 3                   | 3                    |

**Fund Managers**



Name: Richard Woolnough Ben Lord  
 Manager of the underlying fund for: 22 years, 1 months 6 years, 3 months

**Important Information**

**Ratings**




- Because of changes in exchange rates the value of your investment, as well as any money you take from it, can go down as well as up.
- Some funds may invest in 'underlying' funds or other investment vehicles. The performance of our fund, compared to what it's invested in won't be exactly the same. That can be due to additional charges, cash management (needed to help people to enter and leave our fund when they want), tax and the timing of investments (this is known as a fund's dealing cycle, it varies between managers and can be several days).
- Source of portfolio data: Broadridge. Source of performance data: FE fundinfo. We can't predict the future. Past performance isn't a guide to future performance. The figures shown are intended only to demonstrate performance history of the fund, after allowing for the impact of fund charges and further costs, but take no account of product charges, or any Annual Management Charge paid for by the deduction of units. Charges and further costs may vary in the future and may be higher than they are now. Fund performance is based upon the movement of the daily price and is shown as total return in GBP with net income reinvested. The value of your client's investment can go down as well as up and the amount your client gets back may be less than they put in.
- This factsheet is for investment professionals and is for information purposes only. Should you wish to present any of this content to your client, please refer to similar pages on pru.co.uk. You should refer to your client's policy documentation and supporting brochures for fund availability, investment strategy, any product information and charges. Every care has been taken in populating this output, however it must be appreciated that neither Broadridge, Prudential nor their sources guarantee the accuracy, adequacy or completeness of this information or make any warranties regarding results from its usage.

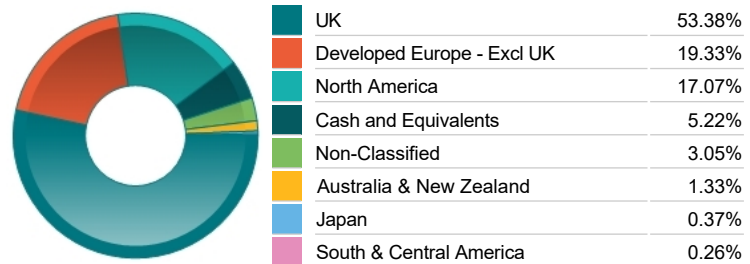
Top 10 Holdings

| Name  | % Weight | Sector        | Country        |
|---|----------|---------------|----------------|
| 1 4¼% Treasury Gilt 2046                            | 3.41%    | Bonds         | United Kingdom |
| 2 4¾% Treasury Gilt 2043                            | 3.31%    | Bonds         | United Kingdom |
| 3 M&G (LUX) FCP Sterling Liquidity Fund Z6A Acc     | 2.54%    | Managed Funds | Non-Classified |
| 4 4½% Treasury Gilt 2035                            | 1.68%    | Bonds         | United Kingdom |
| 5 BERKSHIRE HATHAWAY FINANCE CORP 2.375% 19/06/2039 | 1.51%    | Bonds         | United States  |
| 6 1½% Green Gilt 2053                               | 1.38%    | Bonds         | United Kingdom |
| 7 IMPERIAL BRANDS FINANCE PLC 4.875% 07/06/2032     | 1.28%    | Bonds         | United Kingdom |
| 8 WELLCOME TRUST FINANCE PLC 4.625% 25/07/2036      | 1.26%    | Bonds         | United Kingdom |
| 9 ENGIE SA 5.75% 28/10/2050                         | 1.21%    | Bonds         | France         |
| 10 LLOYDS BANKING GROUP PLC 03/12/2035              | 1.13%    | Bonds         | United Kingdom |


Asset Allocation



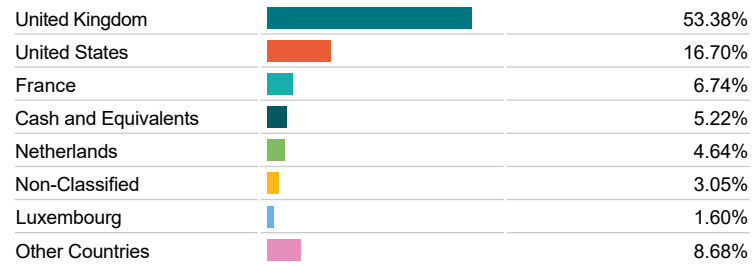
Regional Allocation



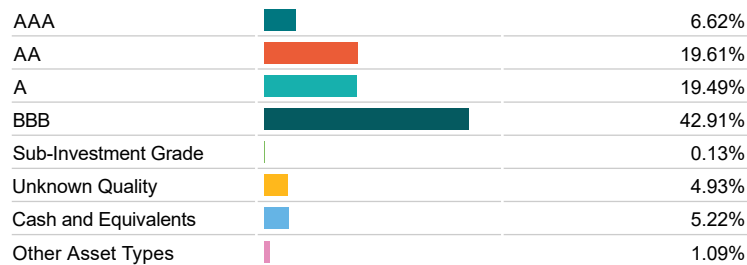
Bond Sector Breakdown



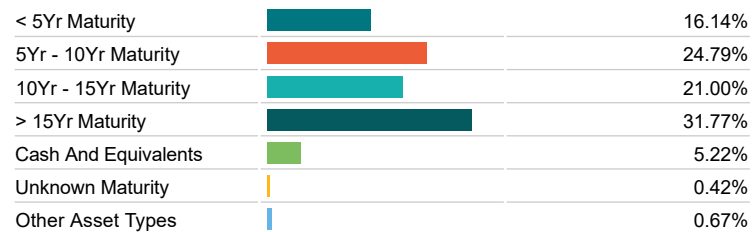
Top Country Breakdown



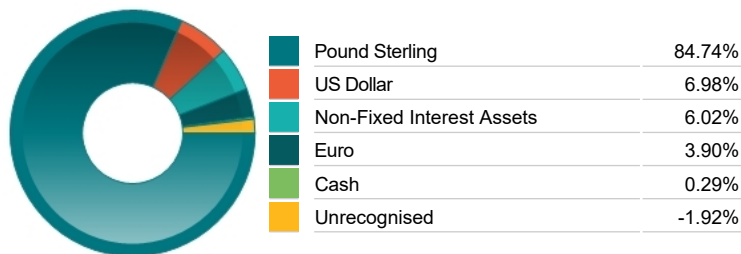
Fixed Interest Quality Profile



Fixed Interest Maturity Profile



Fixed Interest Currencies



Important Information

- Because of changes in exchange rates the value of your investment, as well as any money you take from it, can go down as well as up.
- The Industry Classification Benchmark is a product of FTSE International Limited and has been licensed for use.
- "Prudential" is a trading name of The Prudential Assurance Company Limited, which is registered in England and Wales. Registered office at 10 Fenchurch Avenue, London EC3M 5AG. Registered number 15454. Authorised by the Prudential Regulation Authority and regulated by the Financial Conduct Authority and the Prudential Regulation Authority.