

**Benchmark**

Benchmark	-
Sector	ABI Europe excluding UK Equities

**Identification Codes**

Sedol Code	3165326
Mex Code	VNEU5
Isin Code	GB0031653263
Citi Code	PW81

**Fund Overview**

Bid (05/08/2022)	250.10
Offer	n/a
Fund size (30/06/2022)	£24.23m
Number of holdings	551
Launch date	17/05/2002

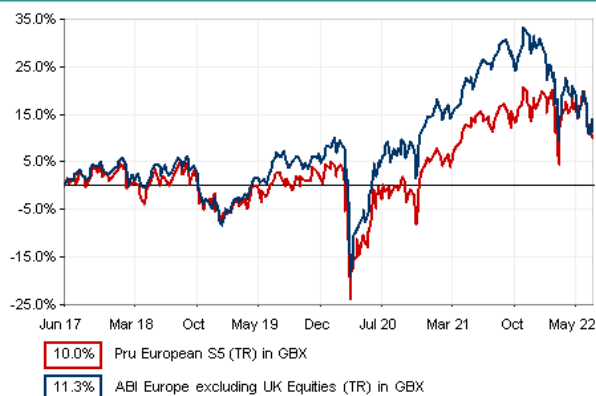
**Fund Charges**

Annual Management Charge (AMC)	1.55%
Further Costs	0.04%
<b>Yearly Total</b>	<b>1.59%</b>

**Aims**

Objective: The investment strategy of the fund is to purchase shares in European (excluding UK) companies via other M&G funds. It is a "fund of funds" holding units in several more specialised European equity funds to give access to a variety of methods for generating investment returns in differing market conditions.

**Performance**



**Discrete performance - to last month end**

	31/07/17 to 31/07/18	31/07/18 to 31/07/19	31/07/19 to 31/07/20	31/07/20 to 31/07/21	31/07/21 to 31/07/22
Fund	3.8%	-1.7%	-5.3%	17.1%	-1.1%
Sector	4.6%	1.7%	-2.4%	20.8%	-9.0%
Rank	118/195	168/196	163/199	153/199	8/199
Quartile	3	4	4	4	1

**Annualised performance**

	Annualised		
	3 Years to 31/07/22	5 Years to 31/07/22	10 Years to 31/07/22
Fund	3.1%	2.3%	7.9%
Sector	2.4%	2.7%	8.1%
Rank	60/199	126/195	97/174
Quartile	2	3	3

**Fund Managers**



Name: M&G Treasury & Investment Office  
 Manager for: 1 years, 3 months

**Ratings**

FE Crown



**Important Information**

- Because of changes in exchange rates the value of your investment, as well as any money you take from it, can go down as well as up.
- Some funds may invest in 'underlying' funds or other investment vehicles. The performance of our fund, compared to what it's invested in won't be exactly the same. That can be due to additional charges, cash management (needed to help people to enter and leave our fund when they want), tax and the timing of investments (this is known as a fund's dealing cycle, it varies between managers and can be several days).
- Source of portfolio data: Broadridge. Source of performance data: FE fundinfo. We can't predict the future. Past performance isn't a guide to future performance. The figures shown are intended only to demonstrate performance history of the fund, after allowing for the impact of fund charges and further costs, but take no account of product charges, or any Annual Management Charge paid for by the deduction of units. Charges and further costs may vary in the future and may be higher than they are now. Fund performance is based upon the movement of the daily price and is shown as total return in GBP with net income reinvested. The value of your client's investment can go down as well as up and the amount your client gets back may be less than they put in.
- This factsheet is for investment professionals and is for information purposes only. Should you wish to present any of this content to your client, please refer to similar pages on pru.co.uk. You should refer to your client's policy documentation and supporting brochures for fund availability, investment strategy, any product information and charges. Every care has been taken in populating this output, however it must be appreciated that neither Broadridge, Prudential nor their sources guarantee the accuracy, adequacy or completeness of this information or make any warranties regarding results from its usage.


Fund Holdings

Name	% Weight	Sector	Country
1 M&G (LUX) FCP Europe ex UK Equity Fund Z1B Acc	74.03%	Managed Funds	Managed Funds
2 M&G (LUX) FCP Europe ex UK Index Fund Z1B Acc	25.17%	Managed Funds	Managed Funds

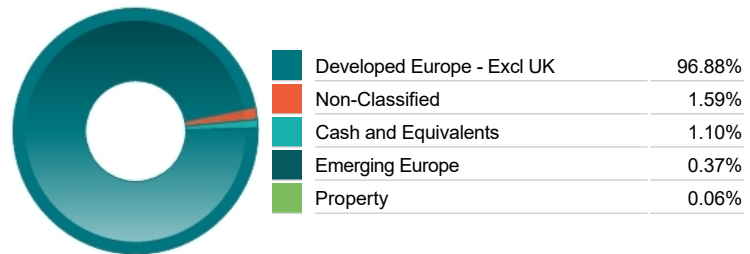
Top 10 Holdings

Name	% Weight	Sector	Country
1 NOVARTIS AG	4.60%	Pharmaceuticals & Biotechnology	Switzerland
2 TOTAL SE	4.36%	Non-Renewable Energy	France
3 ROCHE HLDG AG	3.58%	Pharmaceuticals & Biotechnology	Switzerland
4 NESTLE S.A.	3.06%	Food Producers	Switzerland
5 SANOFI	2.46%	Pharmaceuticals & Biotechnology	France
6 KONINKLIJKE AHOLD DELHAIZE NV	2.46%	Personal Care, Drug & Grocery Stores	Netherlands
7 UPM-KYMMENE OYJ	2.39%	Industrial Materials	Finland
8 BANK OF IRELAND GROUP	2.14%	Banks	Ireland
9 SIEMENS AG	2.11%	General Industrials	Germany
10 CAIXABANK SA	1.97%	Banks	Spain

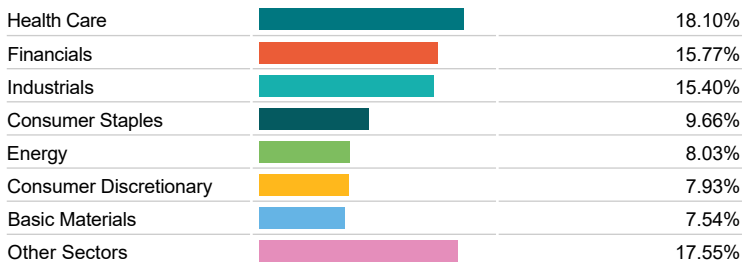
Asset Allocation



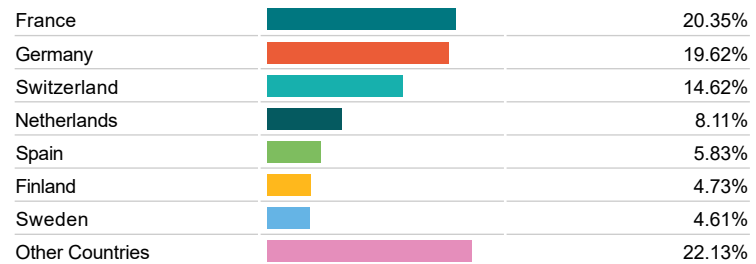
Regional Allocation



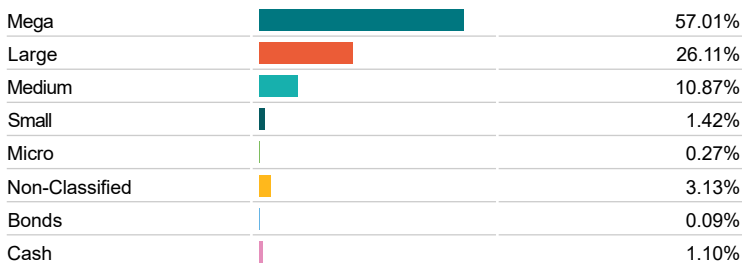
Sector Breakdown



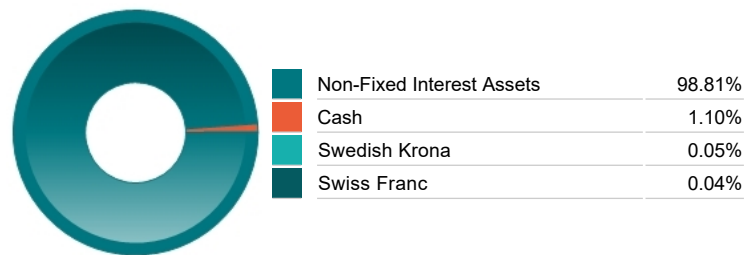
Top Country Breakdown



Breakdown By Market Cap (%)



Fixed Interest Currencies



Important Information

- Because of changes in exchange rates the value of your investment, as well as any money you take from it, can go down as well as up.
- The Industry Classification Benchmark is a product of FTSE International Limited and has been licensed for use.
- "Prudential" is a trading name of The Prudential Assurance Company Limited, which is registered in England and Wales. Registered office at 10 Fenchurch Avenue, London EC3M 5AG. Registered number 15454. Authorised by the Prudential Regulation Authority and regulated by the Financial Conduct Authority and the Prudential Regulation Authority.