

Aims

Objective: The investment strategy of the fund is to purchase units in the LGIM FTSE4Good Developed Equity Index fund - the underlying fund.

Underlying Fund Objective: The fund aims to track the sterling total returns of the FTSE4Good Developed Equity Index (including re-invested income, less withholding tax) to within +/- 0.5% per annum for two years in three.

Benchmark

Benchmark FTSE4Good Global Equity Index
Sector ABI Global Equities

Identification Codes

Sedol Code B465P01
Mex Code SBLOBA
Isin Code GB00B465P016
Citi Code 03MA

Fund Overview

Daily price (04/03/2026) 588.01
Fund size (31/01/2026) £20.55m
Underlying Fund size £1366.47m
Number of holdings 811
Launch date 11/07/2011

Fund Charges

Annual Management Charge (AMC) Please refer to the "Fund Guide" for your specific pension plan

Performance



Discrete performance - to latest available quarter end

	31/12/20 to 31/12/21	31/12/21 to 31/12/22	31/12/22 to 31/12/23	31/12/23 to 31/12/24	31/12/24 to 31/12/25
Fund	25.4%	-6.5%	17.5%	20.8%	14.5%
Benchmark	24.8%	-6.0%	17.8%	20.0%	15.8%

Performance - to latest available quarter end

	Quarter 4 2025	3 Years to 31/12/25	Annualised 5 Years to 31/12/25	Annualised 10 Years to 31/12/25
Fund	4.8%	17.6%	13.7%	14.3%
Benchmark	5.1%	17.9%	13.9%	14.2%

Prudential Risk Rating


Medium to Higher Risk

These funds offer a diverse geographical spread of equity investment or have multi-asset strategies with a specialist focus (e.g. ethical). The equity funds within this category will have greater overseas exposure and underlying volatility than the "medium" sector.

These risk ratings have been developed by Prudential to help provide an indication of a fund's potential level of risk and reward based on the type of assets which may be held by the fund. Other companies may use different descriptions and as such these risk ratings should not be considered as generic across the fund management industry.

We regularly review our fund risk ratings, so they may change in the future. If, in our view, there is a material change in the fund's level of risk, for example due to a significant change to the assets held by the fund or in the way the fund is managed, we will provide information on the new risk rating. We recommend that you make sure you understand the risk rating of any fund before you invest.

Fund Managers



Name: Index Fund Management Team

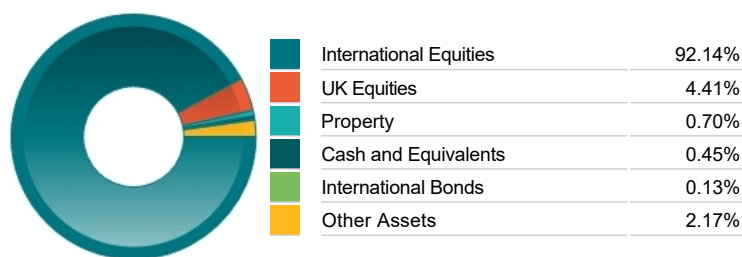
Important Information

- Because of changes in exchange rates the value of your investment, as well as any money you take from it, can go down as well as up.
- Some funds may invest in 'underlying' funds or other investment vehicles. The performance of our fund, compared to what it's invested in won't be exactly the same. That can be due to additional charges, cash management (needed to help people to enter and leave our fund when they want), tax and the timing of investments (this is known as a fund's dealing cycle, it varies between managers and can be several days).
- Source: London Stock Exchange Group plc and its group undertakings (collectively, the "LSE Group"). © LSE Group 2023. FTSE Russell is a trading name of certain of the LSE Group companies. e.g., "FTSE®", "Russell®", "FTSE Russell®", "MTS®", "FTSE4Good®", "ICB®", "Mergent®, The Yield Book®," are a trade mark(s) of the relevant LSE Group companies and are used by any other LSE Group company under license. "TMX®" is a trade mark of TSX, Inc. and used by the LSE Group under license. All rights in the FTSE Russell indexes or data vest in the relevant LSE Group company which owns the index or the data. Neither LSE Group nor its licensors accept any liability for any errors or omissions in the indexes or data and no party may rely on any indexes or data contained in this communication. No further distribution of data from the LSE Group is permitted without the relevant LSE Group company's express written consent. The LSE Group does not promote, sponsor or endorse the content of this communication.
- Source of portfolio data: Broadridge. Source of performance data: FE fundinfo. We can't predict the future. Past performance isn't a guide to future performance. The figures shown are intended only to demonstrate performance history of the fund, after allowing for the impact of fund charges and further costs, but take no account of any Annual Management Charge paid for by the deduction of units. Charges and further costs may vary in the future and may be higher than they are now. Fund performance is based upon the movement of the daily price and is shown as total return in GBP with gross income reinvested. The value of your client's investment can go down as well as up and the amount your client gets back may be less than they put in.
- This factsheet is intended for the advisers of occupational pension schemes using Prudential group pension contracts and Prudential grouped personal pensions and Stakeholder pension contracts. Its purpose is to provide an insight into how investment markets and funds have performed over the period and is provided for information only. You should refer to your client's scheme documentation (e.g. Fund Guide) for fund availability, investment strategy, any scheme information and charges. Every care has been taken in populating this output, however it must be appreciated that neither Broadridge, Prudential nor their sources guarantee the accuracy, adequacy or completeness of this information or make any warranties regarding results from its usage.

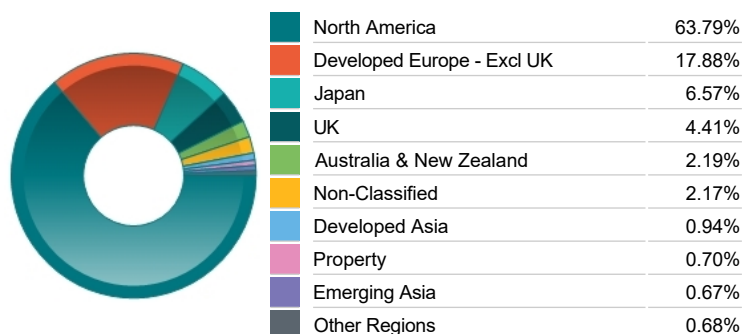
Top 10 Holdings

Name	% Weight	Sector	Country
1 NVIDIA CORPORATION	8.20%	Technology Hardware & Equipment	United States
2 MICROSOFT CORPORATION	7.21%	Software & Computer Services	United States
3 APPLE	6.97%	Technology Hardware & Equipment	United States
4 BROADCOM	2.86%	Technology Hardware & Equipment	United States
5 ALPHABET	2.65%	Software & Computer Services	United States
6 ALPHABET	2.16%	Software & Computer Services	United States
7 HOLDINGS LESS THAN 0.01%	1.76%	Non-Classified	Non-Classified
8 ELI LILLY AND COMPANY	1.15%	Pharmaceuticals & Biotechnology	United States
9 VISA	1.09%	Industrial Support Services	United States
10 ORACLE CORPORATION	0.87%	Software & Computer Services	United States

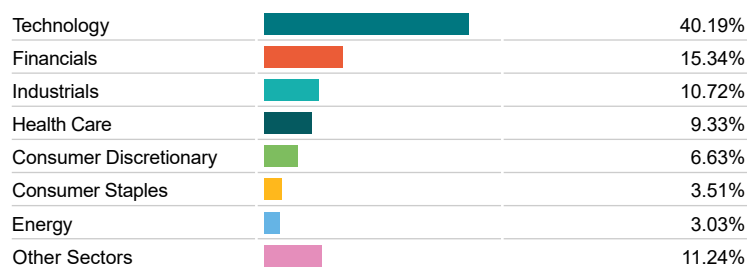
Asset Allocation



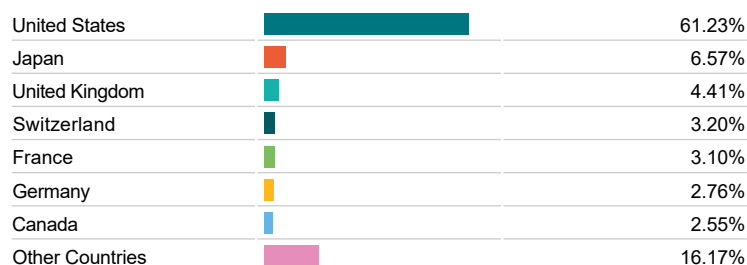
Regional Allocation



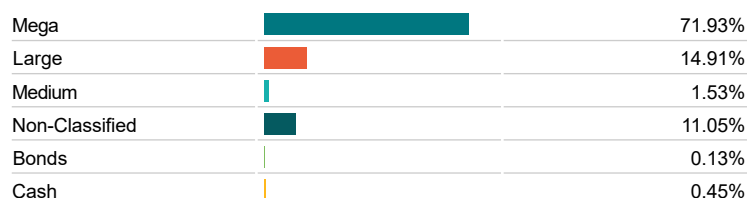
Equity Sector Breakdown



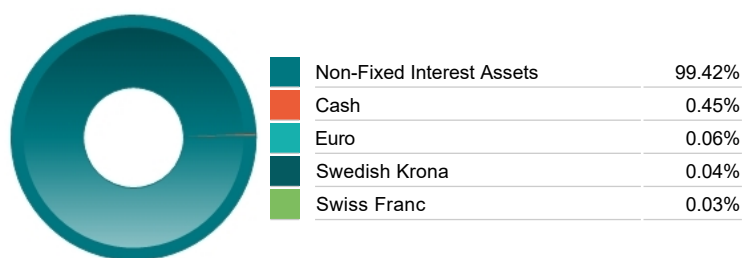
Top Country Breakdown



Breakdown By Market Cap (%)



Fixed Interest Currencies



Important Information

- Because of changes in exchange rates the value of your investment, as well as any money you take from it, can go down as well as up. All rights in the FTSE4Good Global Equity Index vest in FTSE International Limited ("FTSE"). "FTSE®" is a trade mark of the London Stock Exchange Plc and The Financial Times Limited and is used by FTSE under licence. The Ethical Global Equity Index Fund has been developed solely by Legal & General Investment Management Limited. The Index is calculated by FTSE or its agent. FTSE and its licensors do not sponsor, advise, recommend, endorse or promote this Ethical Global Equity Index Fund and are not in any way connected to it and do not accept any liability (including in negligence or otherwise) to any person for any loss arising out of use of the Index by any person or in relation to the Ethical Global Equity Index Fund's issue, operation or trading or as a result of an investment in the Ethical Global Equity Index Fund. FTSE makes no claim, prediction, warranty or representation whatsoever, expressly or impliedly, either as to the results to be obtained from the use of the Ethical Global Equity Index Fund or as to the fitness or suitability of the Index for the particular purpose to which it is being put by Legal & General Investment Management Limited.
- The Industry Classification Benchmark is a product of FTSE International Limited and has been licensed for use.
- 'Prudential' is a trading name of Prudential Pensions Limited. Prudential Pensions Limited is registered in England and Wales. Registered office at 10 Fenchurch Avenue, London EC3M 5AG. Registered number 992726. Authorised by the Prudential Regulation Authority and regulated by the Financial Conduct Authority and the Prudential Regulation Authority.

Commentary

Performance as at Q3 2025 - Global equities rose in the third quarter of 2025. Markets were buoyed by positive corporate earnings, accommodative central banks and signs that the US and China were taking a more constructive approach to trade. Indices in the US, the UK and Japan hit all-time highs.

In the US, equities rose steadily. Trade fears receded after the US agreed deals with Japan, the European Union and South Korea. The US economy expanded at an annualised 3.8% in the second quarter, the highest rate for two years. Robust earnings helped the communication services, technology and utilities sectors outperform. In September, the Federal Reserve cut interest rates for the first time this year, to 4.25%.

European equities rose but underperformed other global markets. The eurozone economy expanded by just 0.1% in the second quarter. Trade concerns eased in late July, however, when the EU and US agreed a deal. This will halve the tariff rate previously threatened by the US. The European Central Bank held interest rates at 2.0%.

The UK market was led up by the basic materials and energy sectors. In August, the Bank of England (BoE) cut interest rates to 4.0%. The economy slowed in the second quarter, expanding by 0.3% after 0.7% in the first. Inflation remained at 3.8%, prompting uncertainty about a rate cut in November.

The Japanese market performed very strongly. Lower-than-feared US baseline tariffs encouraged investors. Meanwhile, a weak yen and ongoing uncertainty about a US-China trade deal made Japanese stocks more attractive to foreign buyers. The Bank of Japan kept interest rates at 0.5%.

Source: Legal & General Investment Management

Important Information

- Prudential' is a trading name of Prudential Pensions Limited. Prudential Pensions Limited is registered in England and Wales. Registered office at 10 Fenchurch Avenue, London EC3M 5AG. Registered number 992726. Authorised by the Prudential Regulation Authority and regulated by the Financial Conduct Authority and the Prudential Regulation Authority.