

**Benchmark**

Benchmark	FTSE 250 ex Investment Trust Index
Benchmark Category	-
IA Sector	UK All Companies

**Identification Codes**

Sedol Code	B1XG948
Mex Code	PCOMKM
Isin Code	GB00B1XG9482
Citi Code	A317

**Fund Overview**

Mid (02/04/2026)	257.97p
Historic yield	2.42%
Fund size (28/02/2026)	£295.92m
Number of holdings	277
Ongoing Charges	0.91%
Launch date	18/05/2012

**Fund Charges**

Entry Charge	0.00%
Ongoing Charges	0.91%

**Fund Background**

Valuation frequency	Daily
Valuation point	12:00
Fund type	OEIC
Launch price	£1.00
Fund currency	Pound Sterling
Fund domicile	United Kingdom
ISA allowable	Yes
SIPP allowable	Yes

**Dealing**

Minimum Investment	£5000000
Minimum Top Up	£150000
Minimum Regular Saving	-
Settlement Period: Buy	4 days
Settlement Period: Sell	4 days
Pricing Basis	Forward
Dealing Decimals	3

**Distribution Dates**

Ex dividend date(s)	Income payment date(s)
01 August	30 September

**Aims**

To achieve capital growth. In seeking to achieve its investment objective the fund will aim to deliver a return, net of fees, greater than that of the FTSE 250 ex Investment Trust Index over rolling 3 year periods.

**Performance**




**Discrete performance - to last month end**

	31/03/21 to 31/03/22	31/03/22 to 31/03/23	31/03/23 to 31/03/24	31/03/24 to 31/03/25	31/03/25 to 31/03/26
Fund	-20.1%	-23.9%	9.6%	-3.7%	6.9%
Sector	5.4%	-1.9%	7.6%	5.1%	12.9%
Rank	195/195	200/200	48/202	187/203	152/208
Quartile	4	4	1	4	3

**Annualised performance**

	Annualised		
	3 Years to 31/03/26	5 Years to 31/03/26	10 Years to 31/03/26
Fund	4.1%	-7.2%	1.7%
Sector	8.5%	5.7%	6.3%
Rank	152/201	194/194	170/173
Quartile	4	4	4

**Fund Managers**



Name: James Gilbert      Tim Service  
 Manager for: 2 years, 4 months    2 years, 4 months

**Ratings**

FE Crown



**Group Details**

Group name	Jupiter Unit Trust Managers Limited
Group address	The Zig Zag Building, 70 Victoria Street, London, SW1E 6SQ
Group telephone	020 3817 1063
Dealing telephone	0800 561 4000
Email	intermediary-sales-support@jupiteram.com
Homepage	www.jupiteram.com
Fax number	0800 561 4001

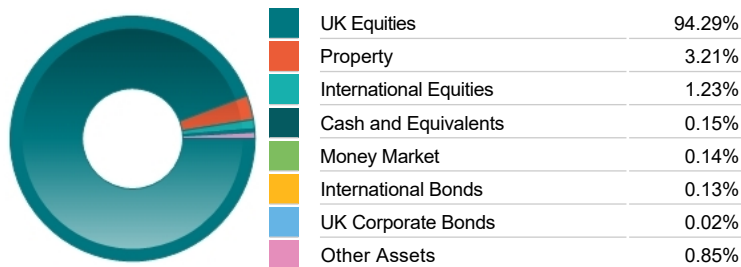
**Important Information**

- Source of portfolio data: Broadridge. Source of performance data: FE fundinfo. We can't predict the future. Past performance isn't a guide to future performance. The figures shown are intended only to demonstrate performance history of the fund, after allowing for the impact of ongoing charges, but take no account of product charges. Ongoing charges may vary in the future and may be higher than they are now. Fund performance is based upon the movement of the daily price and is shown as total return in GBP with income reinvested. The value of your client's investment can go down as well as up and the amount your client gets back may be less than they put in.
- This factsheet is for investment professionals and is for information purposes only. Should you wish to present any of this content to your client, please refer to similar pages on pru.co.uk. You should refer to your client's policy documentation and supporting brochures for fund availability, investment strategy, any product information and charges. Every care has been taken in populating this output, however it must be appreciated that neither Broadridge, Prudential nor their sources guarantee the accuracy, adequacy or completeness of this information or make any warranties regarding results from its usage.

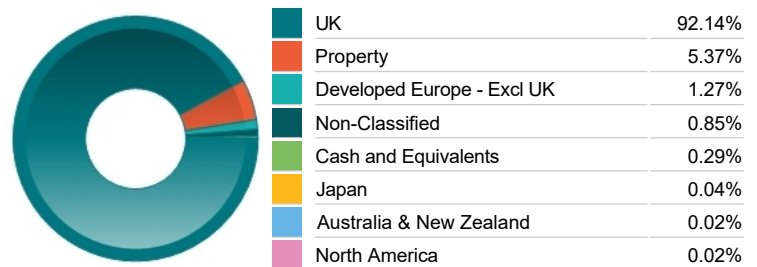
Top 10 Holdings

Name	% Weight	Sector	Country
1 BELLWAY P L C	5.23%	Household Goods & Home Construction	United Kingdom
2 INFORMA	3.92%	Media	United Kingdom
3 Tritax Big Box REIT Plc Tritax Big Box REIT Ord GBP0.01	3.69%	Real Estate Investment Trusts	United Kingdom
4 GAMES WORKSHOP GROUP	3.52%	Leisure Goods	United Kingdom
5 MARKS & SPENCER GROUP P.L.C.	3.48%	Personal Care, Drug & Grocery Stores	United Kingdom
6 IMI	3.33%	Electronic & Electrical Equipment	United Kingdom
7 IG GROUP HOLDINGS	3.33%	Investment Banking & Brokerage Services	United Kingdom
8 SHAFTESBURY CAPITAL	3.21%	Real Estate Investment Trusts	Direct Property and REITs
9 HOWDEN JOINERY GROUP	3.00%	Retailers	United Kingdom
10 ROTORK	2.88%	Electronic & Electrical Equipment	United Kingdom

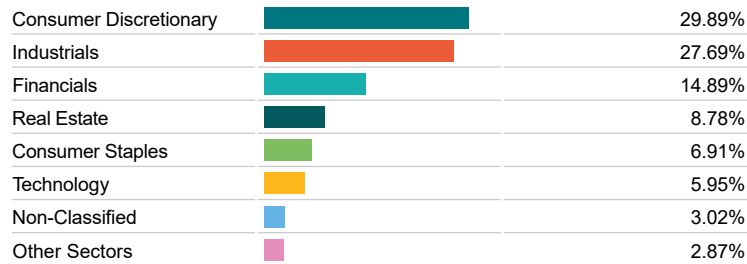
Asset Allocation



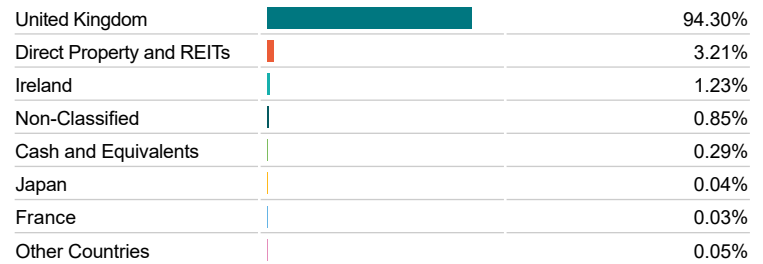
Regional Allocation



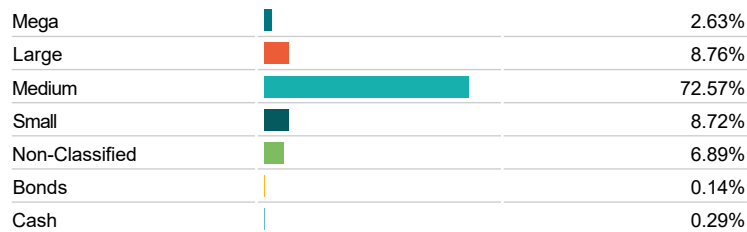
Equity Sector Breakdown




Top Country Breakdown



Breakdown By Market Cap (%)



Fixed Interest Currencies



Important Information

- The Industry Classification Benchmark is a product of FTSE International Limited and has been licensed for use.
- "Prudential" is a trading name of The Prudential Assurance Company Limited, which is registered in England and Wales. Registered office at 10 Fenchurch Avenue, London EC3M 5AG. Registered number 15454. Authorised by the Prudential Regulation Authority and regulated by the Financial Conduct Authority and the Prudential Regulation Authority.