

Benchmark

Benchmark	FTSE All-Share Index TR
Benchmark Category	-
IA Sector	UK Equity Income

Identification Codes

Sedol Code	B2PLJH1
Mex Code	PKAIIA
Isin Code	GB00B2PLJH12
Citi Code	BUH7

Fund Overview

Mid (02/04/2026)	840.01p
Historic yield	3.16%
Fund size (30/11/2025)	£5238.47m
Number of holdings	48
Ongoing Charges	0.80%
Launch date	07/03/2008

Fund Charges

Entry Charge	0.00%
Ongoing Charges	0.80%

Fund Background

Valuation frequency	Daily
Valuation point	12:00
Fund type	Unit Trust
Launch price	100.00p
Fund currency	Pound Sterling
Fund domicile	United Kingdom
ISA allowable	Yes
SIPP allowable	Yes

Dealing

Minimum Investment	£10000
Minimum Top Up	£250
Minimum Regular Saving	-
Settlement Period: Buy	4 days
Settlement Period: Sell	4 days
Pricing Basis	Forward
Dealing Decimals	-

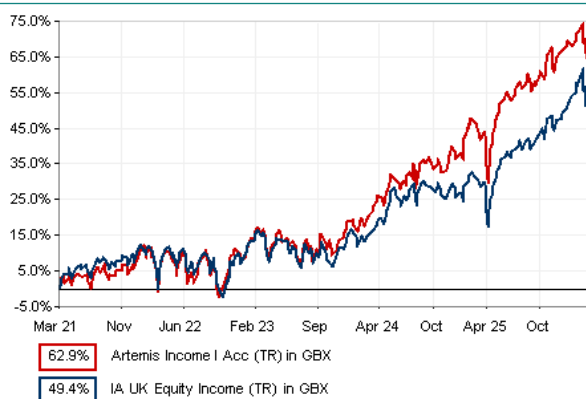
Distribution Dates

Ex dividend date(s)	Income payment date(s)
01 May	30 June
01 November	27 December

Aims

To grow both income and capital over a five year period.

Performance




Discrete performance - to last month end

	31/03/21 to 31/03/22	31/03/22 to 31/03/23	31/03/23 to 31/03/24	31/03/24 to 31/03/25	31/03/25 to 31/03/26
Fund	10.3%	2.1%	12.6%	11.7%	15.0%
Sector	10.8%	0.2%	7.6%	7.4%	16.3%
Rank	36/63	29/64	4/64	14/64	35/65
Quartile	3	2	1	1	3

Annualised performance

	Annualised		
	3 Years to 31/03/26	5 Years to 31/03/26	10 Years to 31/03/26
Fund	13.1%	10.3%	8.6%
Sector	10.4%	8.4%	6.5%
Rank	19/64	23/63	9/55
Quartile	2	2	1

Fund Managers



Name:	Adrian Frost	Andy Marsh	Nick Shenton	Jamie Lindsay
Manager for:	24 years, 3 months	8 years, 2 months	8 years, 2 months	1 years, 3 months

Ratings

FE Crown



Group Details

Group name	Artemis Fund Managers Limited
Group address	Cassini House 57 St James's Street SW1A 1LD
Group telephone	0800 092 2051
Dealing telephone	0800 092 2090
Email	investorsupport@artemisfunds.com;
Homepage	www.artemisfunds.co.uk
Fax number	020 7399 6497

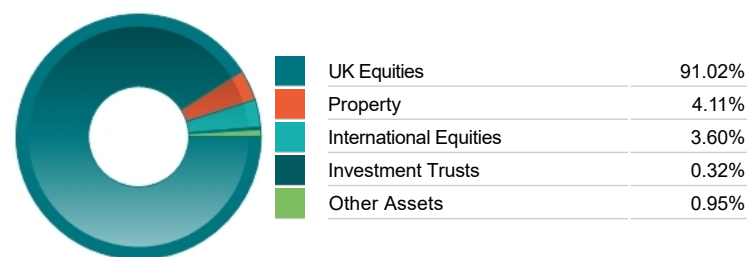
Important Information

- Source of portfolio data: Broadridge. Source of performance data: FE fundinfo. We can't predict the future. Past performance isn't a guide to future performance. The figures shown are intended only to demonstrate performance history of the fund, after allowing for the impact of ongoing charges, but take no account of product charges. Ongoing charges may vary in the future and may be higher than they are now. Fund performance is based upon the movement of the daily price and is shown as total return in GBP with income reinvested. The value of your client's investment can go down as well as up and the amount your client gets back may be less than they put in.
- This factsheet is for investment professionals and is for information purposes only. Should you wish to present any of this content to your client, please refer to similar pages on pru.co.uk. You should refer to your client's policy documentation and supporting brochures for fund availability, investment strategy, any product information and charges. Every care has been taken in populating this output, however it must be appreciated that neither Broadridge, Prudential nor their sources guarantee the accuracy, adequacy or completeness of this information or make any warranties regarding results from its usage.

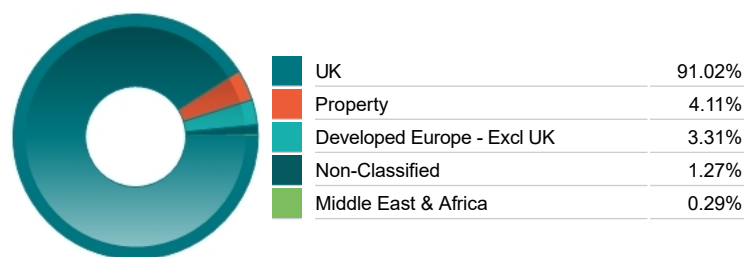
Top 10 Holdings

Name	% Weight	Sector	Country
1 LLOYDS BANKING GROUP	4.90%	Banks	United Kingdom
2 ROYAL BANK OF SCOTLAND GROUP	4.87%	Banks	United Kingdom
3 NEXT	4.45%	Retailers	United Kingdom
4 TESCO	4.42%	Personal Care, Drug & Grocery Stores	United Kingdom
5 AVIVA	4.30%	Life Insurance	United Kingdom
6 INFORMA	4.20%	Media	United Kingdom
7 BARCLAYS	4.14%	Banks	United Kingdom
8 IMPERIAL BRANDS	4.09%	Tobacco	United Kingdom
9 GSK	3.79%	Pharmaceuticals & Biotechnology	United Kingdom
10 BP P.L.C.	3.49%	Non-Renewable Energy	United Kingdom

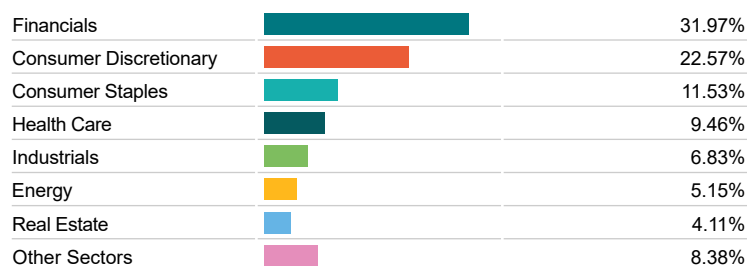
Asset Allocation



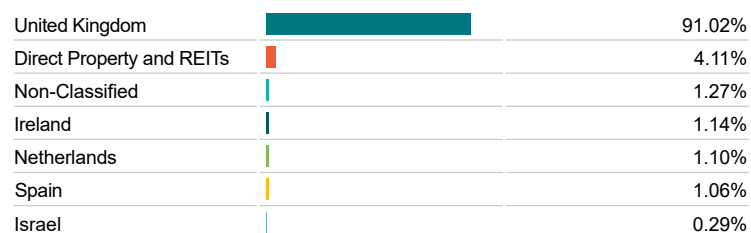
Regional Allocation



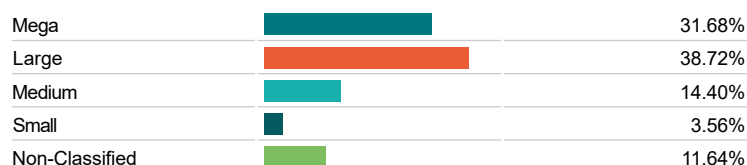
Equity Sector Breakdown



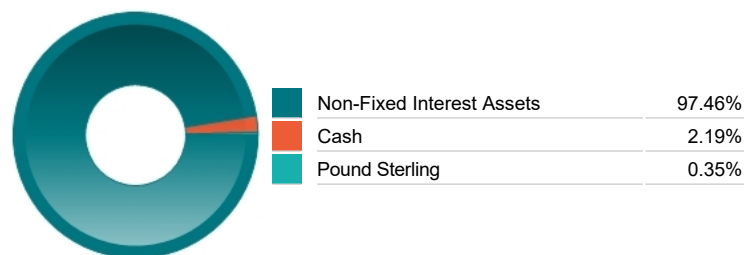
Top Country Breakdown



Breakdown By Market Cap (%)



Fixed Interest Currencies



Important Information

- The Industry Classification Benchmark is a product of FTSE International Limited and has been licensed for use.
- "Prudential" is a trading name of The Prudential Assurance Company Limited, which is registered in England and Wales. Registered office at 10 Fenchurch Avenue, London EC3M 5AG. Registered number 15454. Authorised by the Prudential Regulation Authority and regulated by the Financial Conduct Authority and the Prudential Regulation Authority.