

Benchmark

Benchmark	FTSE Small Cap ex Investment Trust (Gross Total Return) Index
Benchmark Category	-
IA Sector	UK Smaller Companies

Identification Codes

Sedol Code	0722036
Mex Code	CBSCX
Isin Code	GB0007220360
Citi Code	KR20

Fund Overview

Mid (18/06/2025)	546.80p
Historic yield	1.58%
Fund size (30/04/2025)	£112.08m
Number of holdings	92
Ongoing Charges	0.92%
Launch date	02/08/1996

Fund Charges

Entry Charge	0.00%
Ongoing Charges	0.92%

Fund Background

Valuation frequency	Daily
Valuation point	12:00
Fund type	OEIC
Launch price	£0.50
Fund currency	Pound Sterling
Fund domicile	United Kingdom
ISA allowable	Yes
SIPP allowable	Yes

Dealing

Minimum Investment	£1000000
Minimum Top Up	£500000
Minimum Regular Saving	-
Settlement Period: Buy	4 days
Settlement Period: Sell	4 days
Pricing Basis	Forward
Dealing Decimals	2

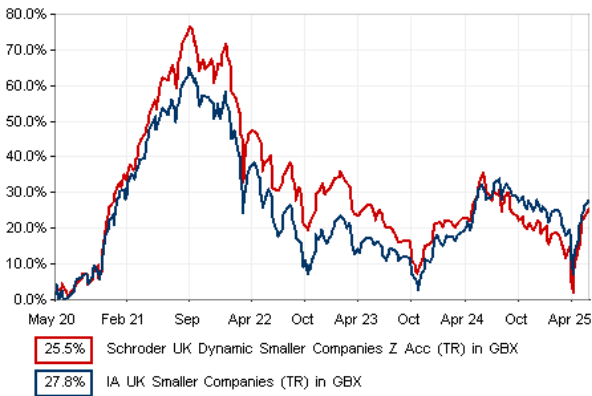
Distribution Dates

Ex dividend date(s)	Income payment date(s)
01 January	28 February
01 July	31 August

Aims

The fund aims to achieve long-term capital growth by investing primarily in UK smaller companies. The fund will invest at least 80 per cent of its assets in the UK listed companies that form the bottom 10 per cent by market capitalisation.

Performance




Discrete performance - to last month end

	31/05/20 to 31/05/21	31/05/21 to 31/05/22	31/05/22 to 31/05/23	31/05/23 to 31/05/24	31/05/24 to 31/05/25
Fund	61.6%	-13.5%	-12.2%	9.3%	-6.3%
Sector	52.7%	-14.2%	-12.6%	14.5%	-2.5%
Rank	14/41	19/42	20/43	40/43	32/43
Quartile	2	2	2	4	3

Annualised performance

	3 Years to 31/05/25	5 Years to 31/05/25	10 Years to 31/05/25
Fund	-3.5%	4.7%	4.5%
Sector	-0.8%	5.0%	5.2%
Rank	34/43	19/41	23/35
Quartile	4	2	3

Fund Managers



Name: John Warren Luke Biermann
Manager for: 19 years, 5 months 7 years, 10 months

Ratings

FE Crown



Group Details

Group name	Schroder Unit Trusts Limited
Group address	1 London Wall Place, London, EC2Y 5AU United Kingdom
Group telephone	0800 718 777
Dealing telephone	0800 718 788
Email	investorservices@schroders.com
Homepage	www.schroders.co.uk
Fax number	0870 043 4080

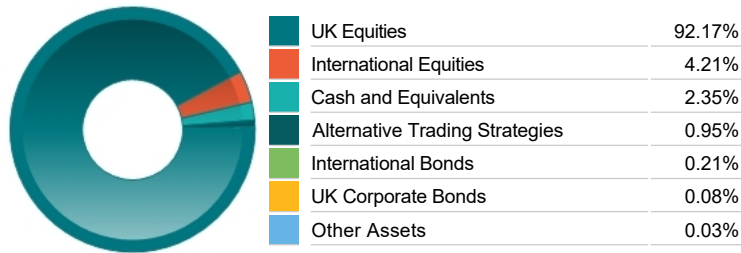
Important Information

- Source of portfolio data: Broadridge. Source of performance data: FE fundinfo. We can't predict the future. Past performance isn't a guide to future performance. The figures shown are intended only to demonstrate performance history of the fund, after allowing for the impact of ongoing charges, but take no account of product charges. Ongoing charges may vary in the future and may be higher than they are now. Fund performance is based upon the movement of the daily price and is shown as total return in GBP with income reinvested. The value of your client's investment can go down as well as up and the amount your client gets back may be less than they put in.
- This factsheet is for investment professionals and is for information purposes only. Should you wish to present any of this content to your client, please refer to similar pages on pru.co.uk. You should refer to your client's policy documentation and supporting brochures for fund availability, investment strategy, any product information and charges. Every care has been taken in populating this output, however it must be appreciated that neither Broadridge, Prudential nor their sources guarantee the accuracy, adequacy or completeness of this information or make any warranties regarding results from its usage.

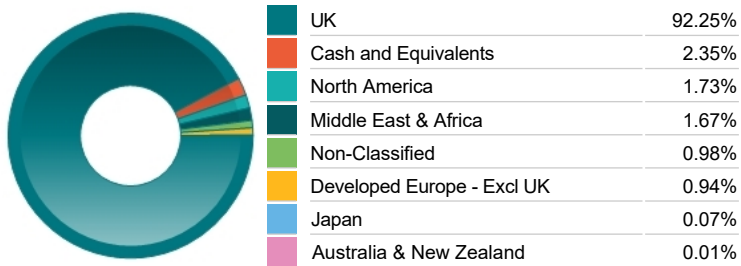
Top 10 Holdings

Name	% Weight	Sector	Country
1 TELECOM PLUS	3.71%	Electricity	United Kingdom
2 JUST GROUP	2.95%	Life Insurance	United Kingdom
3 PLAYTECH	2.44%	Travel & Leisure	United Kingdom
4 ME GROUP INTERNATIONAL	2.43%	Leisure Goods	United Kingdom
5 ON THE BEACH GROUP	2.42%	Travel & Leisure	United Kingdom
6 ALFA FINANCIAL SOFTWARE HOLDINGS	2.37%	Software & Computer Services	United Kingdom
7 TBC BANK GROUP	2.34%	Banks	United Kingdom
8 JET2	2.26%	Travel & Leisure	United Kingdom
9 MITIE GROUP	2.06%	Industrial Support Services	United Kingdom
10 CHEMRING GROUP	2.03%	Aerospace & Defence	United Kingdom

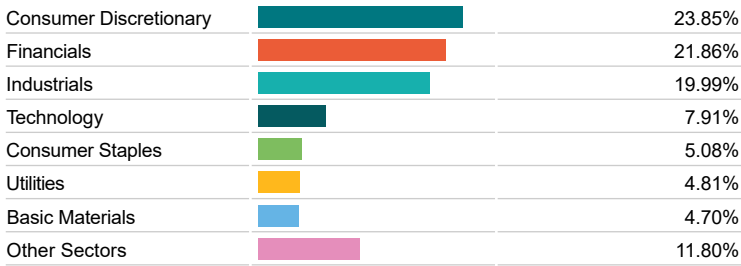
Asset Allocation



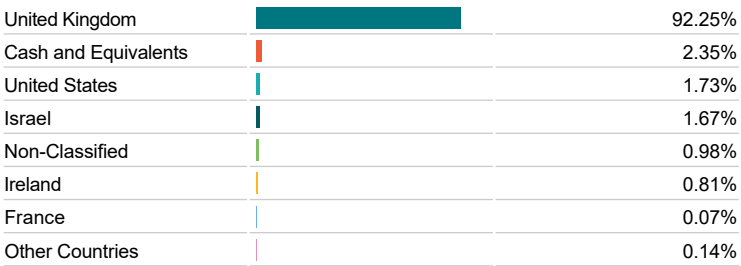
Regional Allocation



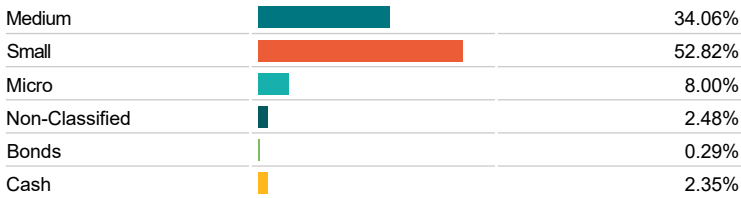
Equity Sector Breakdown



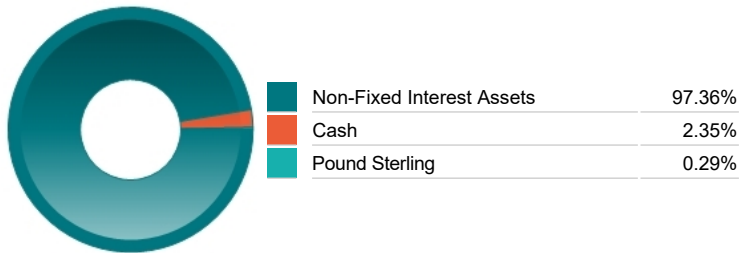
Top Country Breakdown



Breakdown By Market Cap (%)



Fixed Interest Currencies



Important Information

- The Industry Classification Benchmark is a product of FTSE International Limited and has been licensed for use.
- "Prudential" is a trading name of The Prudential Assurance Company Limited, which is registered in England and Wales. Registered office at 10 Fenchurch Avenue, London EC3M 5AG. Registered number 15454. Authorised by the Prudential Regulation Authority and regulated by the Financial Conduct Authority and the Prudential Regulation Authority.

Commentary

Not Applicable

Important Information

- "Prudential" is a trading name of The Prudential Assurance Company Limited, which is registered in England and Wales. Registered office at 10 Fenchurch Avenue, London EC3M 5AG. Registered number 15454. Authorised by the Prudential Regulation Authority and regulated by the Financial Conduct Authority and the Prudential Regulation Authority.