

## Benchmark

Benchmark	IA Mixed Investment 40-85% Shares
Benchmark Category	-
IA Sector	Mixed Investment 40-85% Shares

## Identification Codes

Sedol Code	BTZN374
Mex Code	-
Isin Code	GB00BTZN3744
Citi Code	BUG93

## Fund Overview

Mid (02/04/2026)	115.82p
Historic yield	-
Fund size (28/02/2026)	£60.07m
Number of holdings	5469
Ongoing Charges	1.05%
Launch date	-

## Fund Charges

Entry Charge	0.00%
Ongoing Charges	1.05%

## Fund Background

Valuation frequency	Daily
Valuation point	-
Fund type	OEIC
Launch price	-
Fund currency	Pound Sterling
Fund domicile	United Kingdom
ISA allowable	Yes
SIPP allowable	Yes

## Dealing

Minimum Investment	-
Minimum Top Up	-
Minimum Regular Saving	-
Settlement Period: Buy	-
Settlement Period: Sell	-
Pricing Basis	None
Dealing Decimals	-

## Aims

The objective of the sub-fund is to provide capital growth, with the potential for income, over any 6-year period.

## Performance

Performance for this fund will be shown when the fund is one year old

## Discrete performance - to last month end

	31/03/21 to 31/03/22	31/03/22 to 31/03/23	31/03/23 to 31/03/24	31/03/24 to 31/03/25	31/03/25 to 31/03/26
Fund	n/a	n/a	n/a	n/a	n/a
Sector	5.2%	-4.5%	10.2%	3.3%	11.0%
Rank	n/a	n/a	n/a	n/a	n/a
Quartile	n/a	n/a	n/a	n/a	n/a

## Annualised performance

	Annualised		
	3 Years to 31/03/26	5 Years to 31/03/26	10 Years to 31/03/26
Fund	n/a	n/a	n/a
Sector	8.1%	4.9%	6.2%
Rank	n/a	n/a	n/a
Quartile	n/a	n/a	n/a

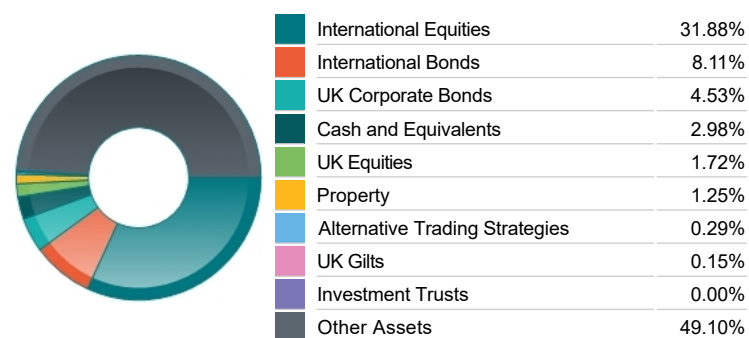
## Group Details

Group name	Margetts Fund Management Ltd.
Group address	6 Sovereign Court Graham Street Birmingham B1 3JR
Group telephone	0121 236 2380
Dealing telephone	-
Email	funds@margetts.com;Admin@margetts.com
Homepage	www.margetts.com
Fax number	0121 236 2330

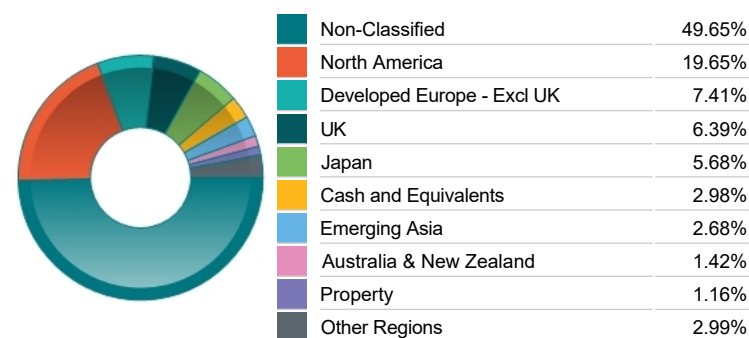
Top 10 Holdings

Name	% Weight	Sector	Country
1 NVIDIA CORPORATION	0.66%	Technology Hardware & Equipment	United States
2 ALPHABET	0.66%	Software & Computer Services	United States
3 GENERAL MOTORS COMPANY	0.29%	Automobiles & Parts	United States
4 CMOG GROUP LIMITED	0.29%	Industrial Metals & Mining	Non-Classified
5 SAMSUNG ELECTRONICS CO. LTD	0.27%	Telecommunications Equipment	South Korea
6 META PLATFORMS	0.27%	Software & Computer Services	United States
7 ALPHABET	0.26%	Software & Computer Services	United States
8 TAIWAN SEMICONDUCTOR MANUFACTURING COMPANY LIMITED	0.25%	Technology Hardware & Equipment	Taiwan
9 ENBRIDGE	0.25%	Non-Renewable Energy	Canada
10 SALESFORCE.COM	0.25%	Software & Computer Services	United States

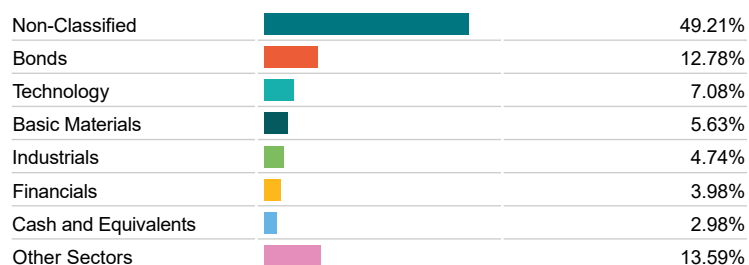
Asset Allocation



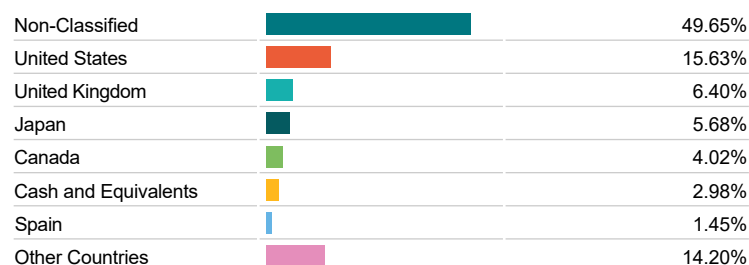
Regional Allocation



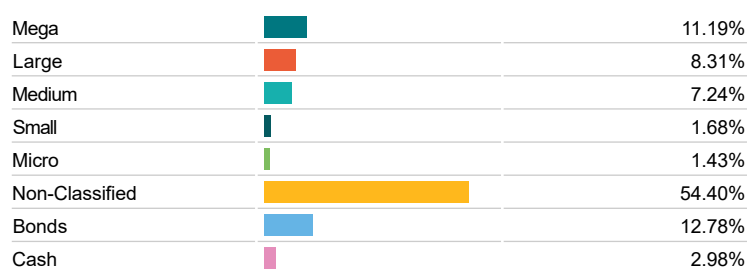
Equity Sector Breakdown



Top Country Breakdown



Breakdown By Market Cap (%)



Fixed Interest Currencies

